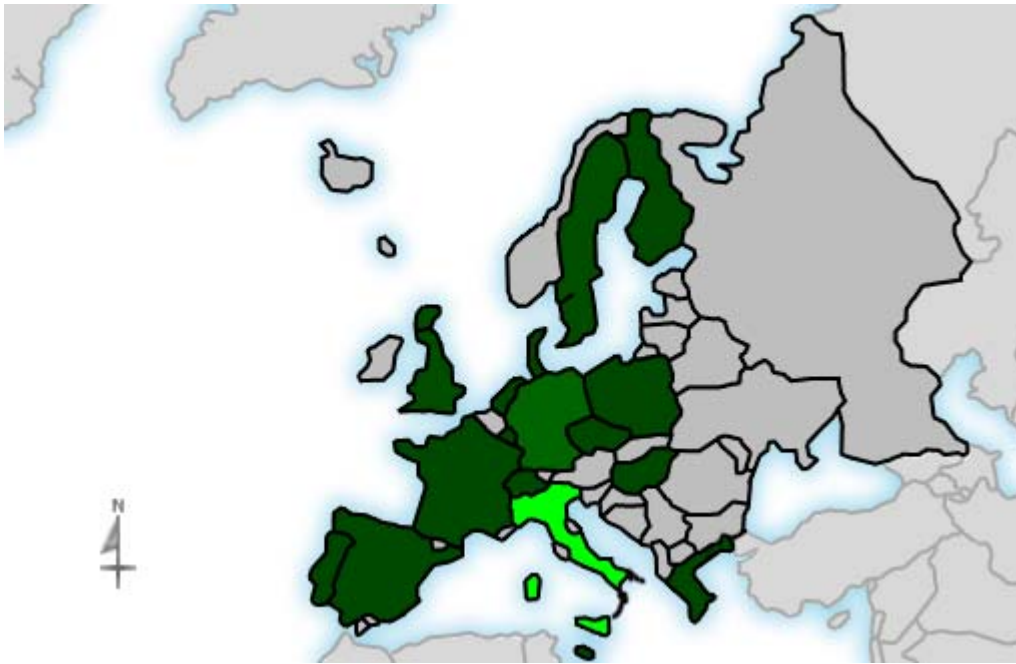
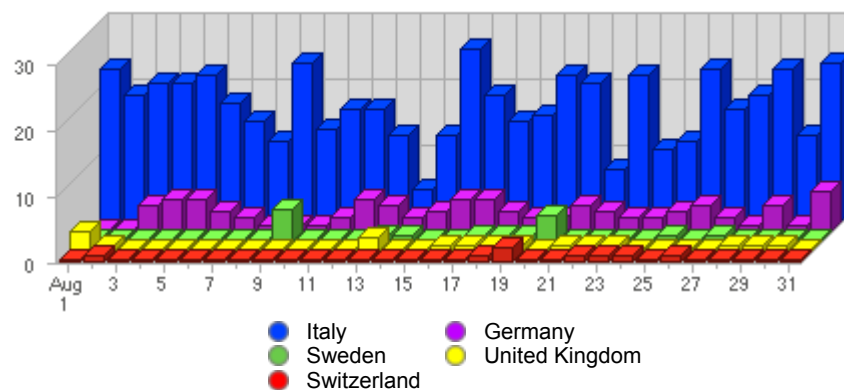








Geographic Info > **European Country****Report Description**

Report Description: European Countries that Visitors came from during the month of August 2006
Report Range: Month of August 2006
Report Scope: Historical Data
List Size: 17 of 17

Map**Activity Breakdown**



#	Flag	Country	Total Visits	Average Visits Historically	Change	Percent of Visits
1.		Italy	545	322,75	-249 ▼	78,42%
2.		Germany	87	75,38	+9 ▲	12,52%
3.		Sweden	16	13,64	-8 ▼	2,30%
4.		United Kingdom	16	9,50	-1 ▼	2,30%
5.		Switzerland	8	14,43	-10 ▼	1,15%
6.		France	5	4,75	0 ▬	0,72%
7.		Luxembourg	4	6,25	-1 ▼	0,58%
8.		Spain	3	4,75	-5 ▼	0,43%
9.		Finland	2	1,00	+2 ▲	0,29%
10.		Netherlands	2	0,50	+2 ▲	0,29%
11.		Malta	1	0,50	+1 ▲	0,14%

12.		Hungary	1	2,00	-3 ▼	0,14%
13.		Czech Republic	1	2,33	+1 ▲	0,14%
14.		Portugal	1	4,50	-3 ▼	0,14%
15.		Denmark	1	-	+1 ▲	0,14%
16.		Poland	1	1,50	0 ▬	0,14%
17.		Greece	1	0,50	0 ▬	0,14%
			695	388	-276 ▼	

Content created Friday, September 1, 2006 12:20:51 GMT 1:00
 LiveStats® .XSP V8.03 Copyright ©1996-2005 DeepMetrix® Corporation. All rights reserved.
 Licensed to Aruba S.p.A..