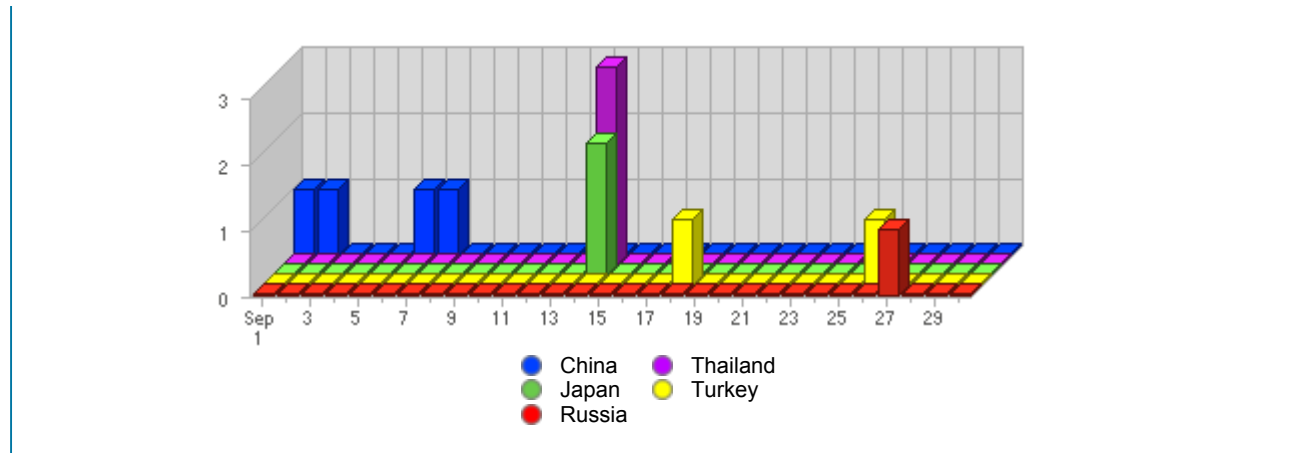











Geographic Info > **Asian Country****Report Description**

Report Description: Asian Countries that Visitors came from during the month of September 2006
Report Range: Month of September 2006
Report Scope: Historical Data
List Size: 9 of 9

Map**Activity Breakdown**



| # | Flag | Country | Total Visits | Average Visits Historically | Change | Percent of Visits |
|----|---|--------------|--------------|-----------------------------|--------|-------------------|
| 1. |  | China | 4 | 2,00 | -1 ▼ | 25,00% |
| 2. |  | Thailand | 3 | 1,50 | +1 ▲ | 18,75% |
| 3. |  | Japan | 2 | 4,67 | -10 ▼ | 12,50% |
| 4. |  | Turkey | 2 | 1,50 | +1 ▲ | 12,50% |
| 5. |  | Russia | 1 | 0,50 | +1 ▲ | 6,25% |
| 6. |  | Iran | 1 | 0,50 | +1 ▲ | 6,25% |
| 7. |  | Indonesia | 1 | 0,50 | 0 ▬ | 6,25% |
| 8. |  | Saudi Arabia | 1 | - | +1 ▲ | 6,25% |
| 9. |  | South Korea | 1 | - | +1 ▲ | 6,25% |
| | | | 16 | 8 | -8 ▼ | |

Content created Monday, November 13, 2006 12:50:49 GMT 1:00
 LiveStats® .XSP V8.03 Copyright ©1996-2005 DeepMetrix® Corporation. All rights reserved.
 Licensed to Aruba S.p.A..