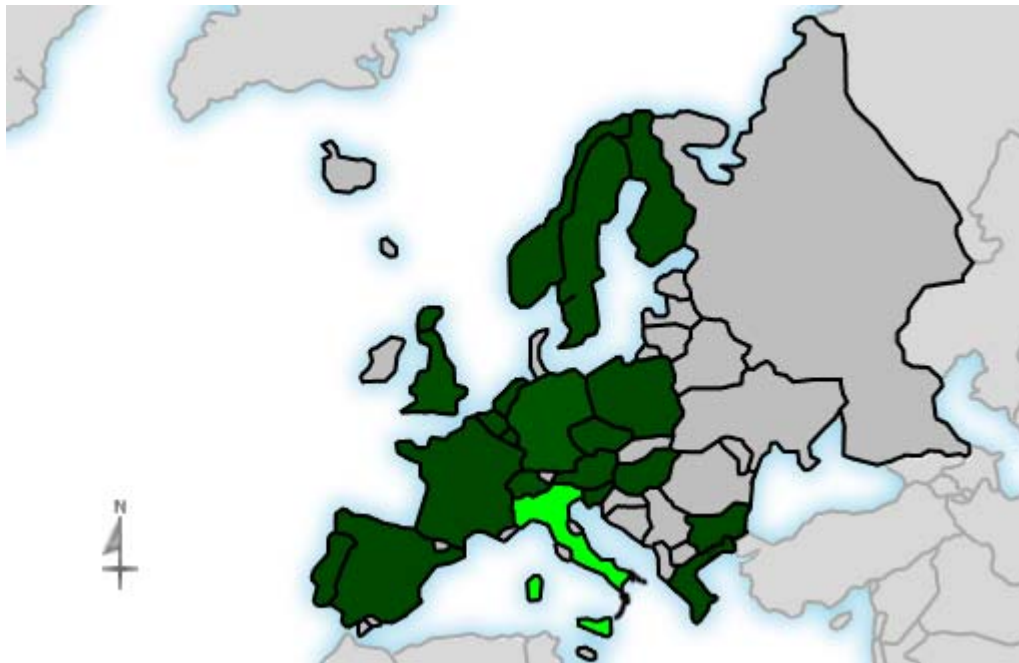
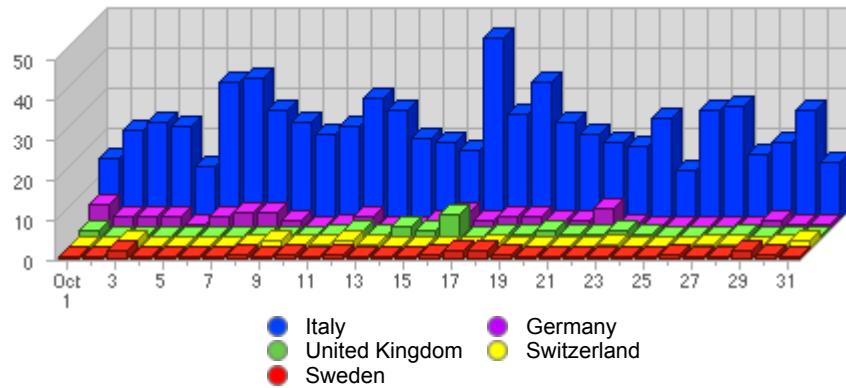






















Geographic Info > **European Country****Report Description**

Report Description: European Countries that Visitors came from during the month of October 2006
Report Range: Month of October 2006
Report Scope: Historical Data
List Size: 20 of 20

Map**Activity Breakdown**



#	Flag	Country	Total Visits	Average Visits Historically	Change	Percent of Visits
1.		Italy	729	485.00	+63 ▲	83,12%
2.		Germany	61	46,25	+24 ▲	6,96%
3.		United Kingdom	27	12,25	+21 ▲	3,08%
4.		Switzerland	17	7,75	+11 ▲	1,94%
5.		Sweden	15	13.00	-6 ▼	1,71%
6.		Austria	4	2,33	+1 ▲	0,46%
7.		Czech Republic	4	1,50	+1 ▲	0,46%
8.		Netherlands	3	2.00	0 ▬	0,34%
9.		Portugal	2	0,67	+1 ▲	0,23%
10.		Bulgaria	2	-	+2 ▲	0,23%
11.		Luxembourg	2	2,33	-1 ▼	0,23%

12.		Belgium	2	1.00	+1 ▲	0,23%
13.		Spain	2	2.00	-1 ▼	0,23%
14.		France	1	1,75	0 ▬	0,11%
15.		Norway	1	-	+1 ▲	0,11%
16.		Poland	1	-	+1 ▲	0,11%
17.		Greece	1	0,50	+1 ▲	0,11%
18.		Finland	1	1,67	-3 ▼	0,11%
19.		Hungary	1	0,75	0 ▬	0,11%
20.		Slovenia	1	-	+1 ▲	0,11%
			877	578	+116 ▲	

Content created Friday, November 24, 2006 09:59:43 GMT 1:00
 LiveStats® .XSP V8.03 Copyright ©1996-2005 DeepMetric® Corporation. All rights reserved.
 Licensed to Aruba S.p.A..