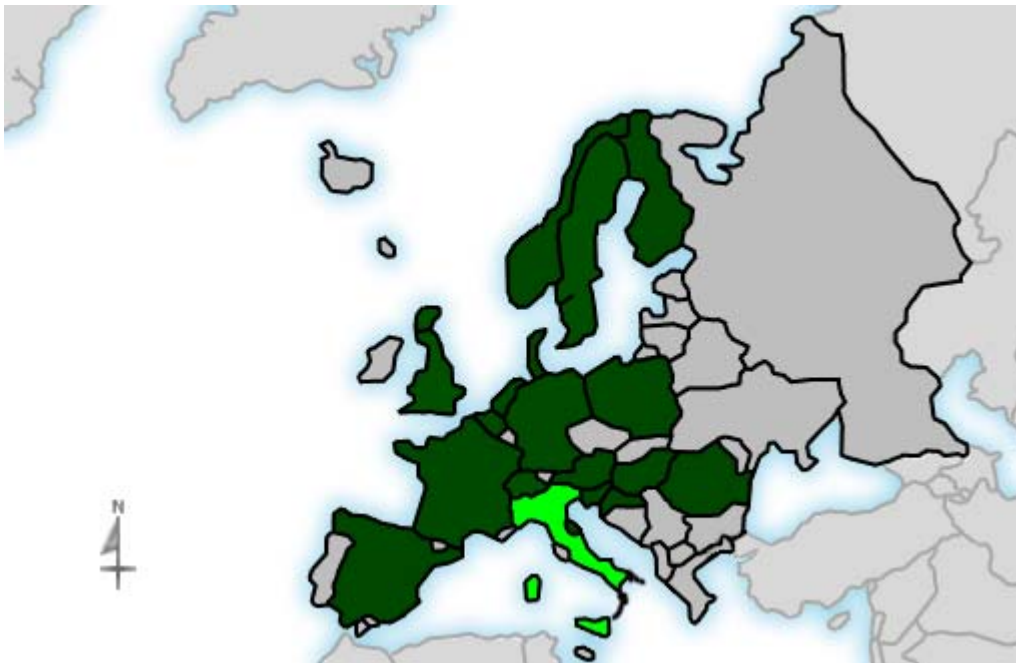
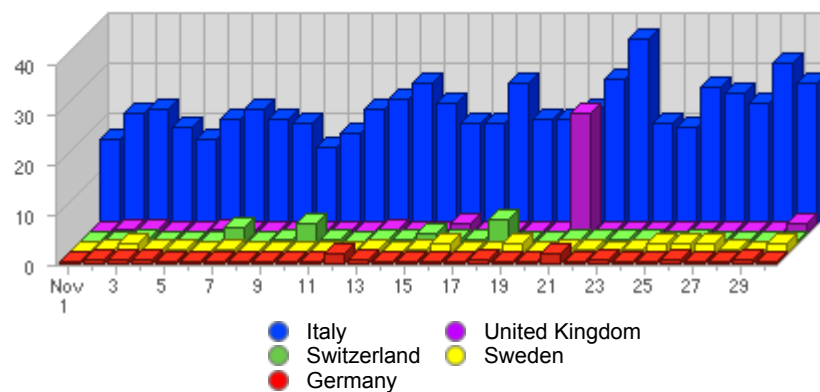





















Geographic Info > **European Country****Report Description**

Report Description: European Countries that Visitors came from during the month of November 2006
Report Range: Month of November 2006
Report Scope: Historical Data
List Size: 19 of 19

Map**Activity Breakdown**



#	Flag	Country	Total Visits	Average Visits Historically	Change	Percent of Visits
1.		Italy	691	526,20	-38 ▼	84,37%
2.		United Kingdom	32	16,20	+5 ▲	3,91%
3.		Switzerland	26	11,40	+9 ▲	3,18%
4.		Sweden	24	15,20	+9 ▲	2,93%
5.		Germany	12	39,40	-49 ▼	1,47%
6.		Belgium	7	1,00	+5 ▲	0,86%
7.		France	6	2,60	+5 ▲	0,73%
8.		Netherlands	5	2,75	+2 ▲	0,61%
9.		Finland	3	2,00	+2 ▲	0,37%
10.		Spain	2	2,00	0 ▬	0,24%
11.		San Marino	2	-	+2 ▲	0,24%

12.		Austria	2	2,33	-2 ▼	0,24%
13.		Norway	1	0,50	0 ▬	0,12%
14.		Slovenia	1	0,50	0 ▬	0,12%
15.		Romania	1	-	+1 ▲	0,12%
16.		Hungary	1	0,75	0 ▬	0,12%
17.		Croatia	1	-	+1 ▲	0,12%
18.		Denmark	1	-	+1 ▲	0,12%
19.		Poland	1	0,50	0 ▬	0,12%
			819	623	-58 ▼	

Content created Thursday, December 28, 2006 12:18:59 GMT 1:00
 LiveStats® .XSP V8.03 Copyright ©1996-2005 DeepMetrix® Corporation. All rights reserved.
 Licensed to Aruba S.p.A..