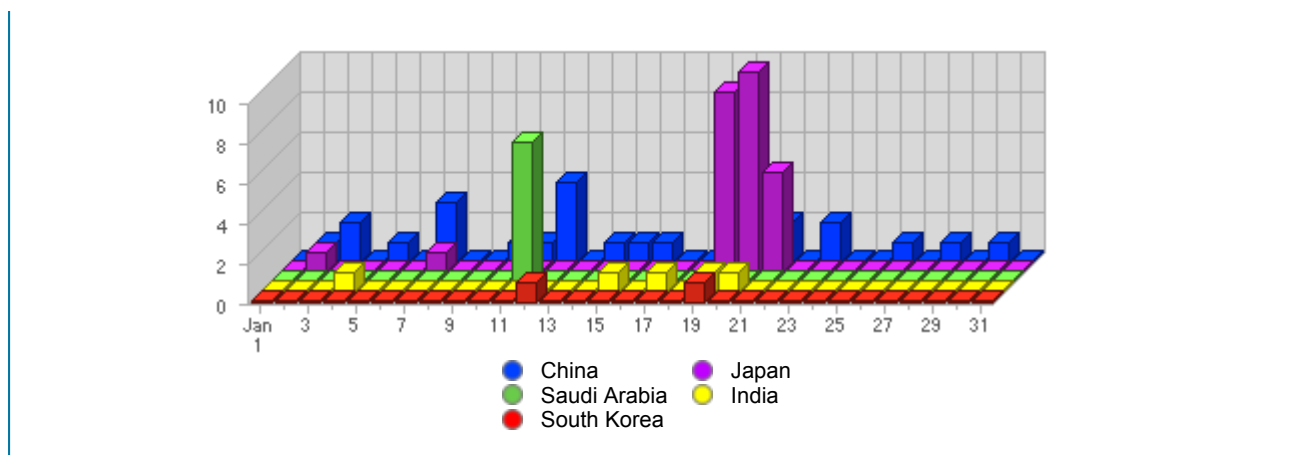









**Geographic Info** > [Asian Country](#)**Report Description**

Report Description: Asian Countries that Visitors came from during the month of January 2007  
Report Range: Month of January 2007  
Report Scope: Historical Data  
List Size: 7 of 7

**Map****Activity Breakdown**



#	Flag	Country	Total Visits	Average Visits Historically	Change	Percent of Visits
1.		China	27	21,20	+4 ▲	39,13%
2.		Japan	26	4,33	+25 ▲	37,68%
3.		Saudi Arabia	7	-	+7 ▲	10,15%
4.		India	5	3.00	+3 ▲	7,25%
5.		South Korea	2	2,50	0 ▬	2,90%
6.		Pakistan	1	0,75	0 ▬	1,45%
7.		Israel	1	1.00	+1 ▲	1,45%
			69	34	+24 ▲	

Content created Saturday, May 26, 2007 09:35:36 GMT 1:00  
 LiveStats® .XSP V8.03 Copyright ©1996-2005 DeepMetric® Corporation. All rights reserved.  
 Licensed to Aruba S.p.A..