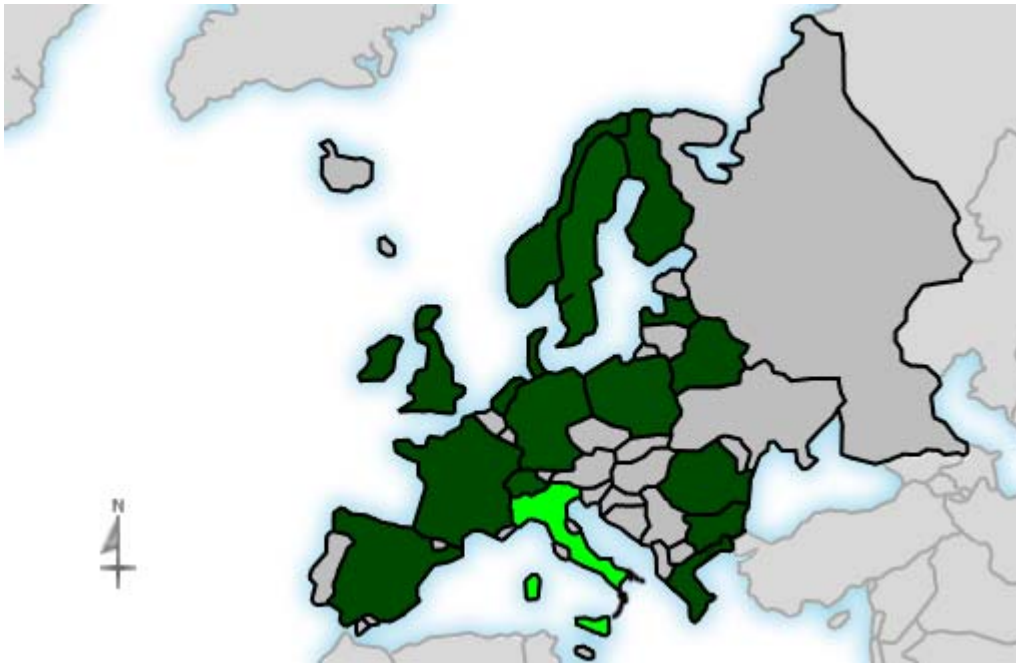
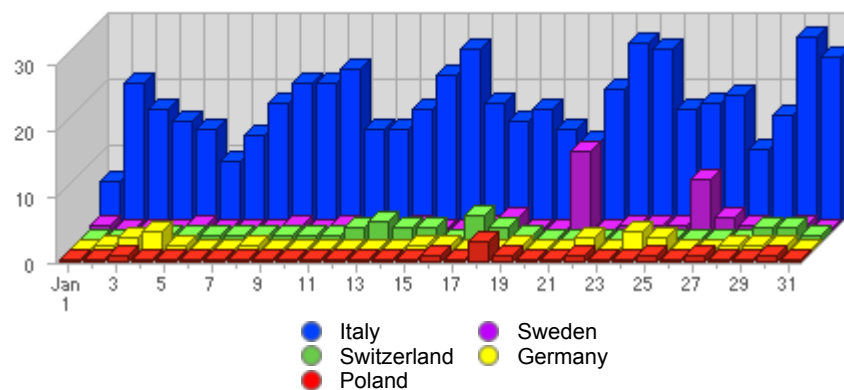



**Geographic Info** > [European Country](#)**Report Description**

Report Description: European Countries that Visitors came from during the month of January 2007  
Report Range: Month of January 2007  
Report Scope: Historical Data  
List Size: 18 of 18

**Map****Activity Breakdown**



#	Flag	Country	Total Visits	Average Visits Historically	Change	Percent of Visits
1.		Italy	554	569,09	+99 ▲	81,59%
2.		Sweden	35	37,00	+3 ▲	5,16%
3.		Switzerland	29	17,46	+13 ▲	4,27%
4.		Germany	21	18,27	+11 ▲	3,09%
5.		Poland	10	6,09	+8 ▲	1,47%
6.		United Kingdom	6	10,82	-38 ▼	0,88%
7.		Netherlands	5	4,10	+4 ▲	0,74%
8.		France	4	7,73	-3 ▼	0,59%
9.		Spain	4	3,56	+2 ▲	0,59%
10.		Finland	2	2,60	+2 ▲	0,30%
11.		Norway	2	2,67	+2 ▲	0,30%

12.		Bulgaria	1	0,67	+1 ▲	0,15%
13.		Belarus	1	0,50	0 ▬	0,15%
14.		Romania	1	1,14	0 ▬	0,15%
15.		Ireland	1	1,56	-1 ▼	0,15%
16.		Greece	1	1,29	0 ▬	0,15%
17.		Denmark	1	1,38	0 ▬	0,15%
18.		Latvia	1	0,75	+1 ▲	0,15%
			679	690	+97 ▲	

Content created Saturday, May 26, 2007 09:32:49 GMT 1:00  
 LiveStats® .XSP V8.03 Copyright ©1996-2005 DeepMetrix® Corporation. All rights reserved.  
 Licensed to Aruba S.p.A..