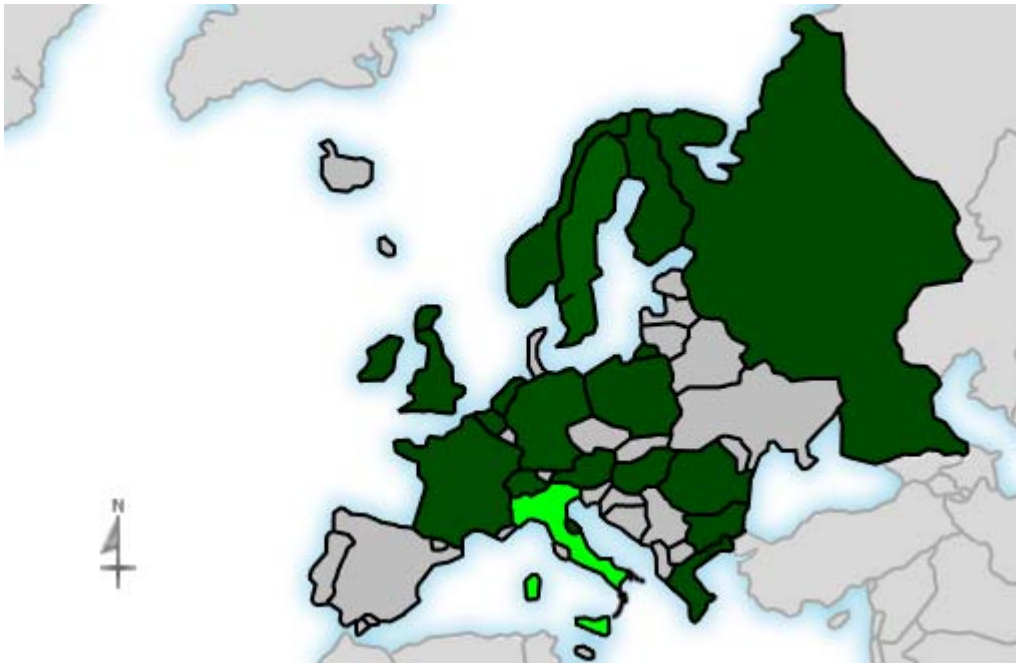
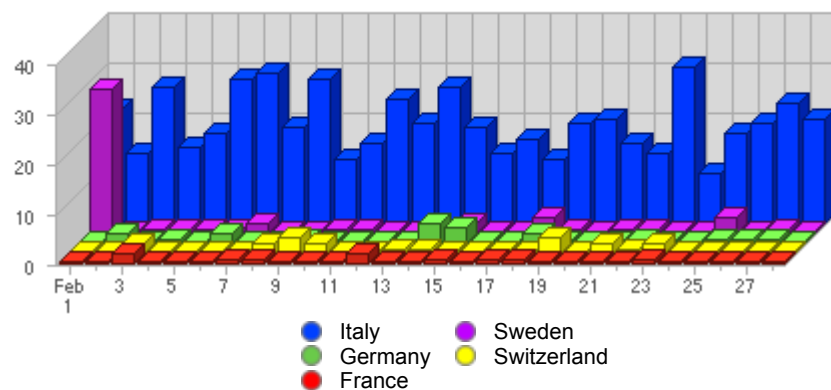





















Geographic Info > [European Country](#)**Report Description**

Report Description: European Countries that Visitors came from during the month of February 2007
Report Range: Month of February 2007
Report Scope: Historical Data
List Size: 19 of 19

Map**Activity Breakdown**



#	Flag	Country	Total Visits	Average Visits Historically	Change	Percent of Visits
1.		Italy	563	569,09	+9 ▲	81,12%
2.		Sweden	49	37,00	+14 ▲	7,06%
3.		Germany	19	18,27	-2 ▼	2,74%
4.		Switzerland	19	17,46	-10 ▼	2,74%
5.		France	10	7,73	+6 ▲	1,44%
6.		Poland	6	6,09	-4 ▼	0,87%
7.		Norway	5	2,67	+3 ▲	0,72%
8.		United Kingdom	4	10,82	-2 ▼	0,58%
9.		Netherlands	3	4,10	-2 ▼	0,43%
10.		Hungary	3	2,33	+3 ▲	0,43%
11.		Ireland	2	1,56	+1 ▲	0,29%

12.		Austria	2	1,00	+2 ▲	0,29%
13.		Greece	2	1,29	+1 ▲	0,29%
14.		Finland	2	2,60	0 ▬	0,29%
15.		Belgium	1	2,29	+1 ▲	0,14%
16.		Bulgaria	1	0,67	0 ▬	0,14%
17.		Romania	1	1,14	0 ▬	0,14%
18.		San Marino	1	1,00	+1 ▲	0,14%
19.		Russia	1	3,57	+1 ▲	0,14%
			694	690	+15 ▲	

Content created Saturday, May 26, 2007 09:52:11 GMT 1:00
 LiveStats® .XSP V8.03 Copyright ©1996-2005 DeepMetrix® Corporation. All rights reserved.
 Licensed to Aruba S.p.A..