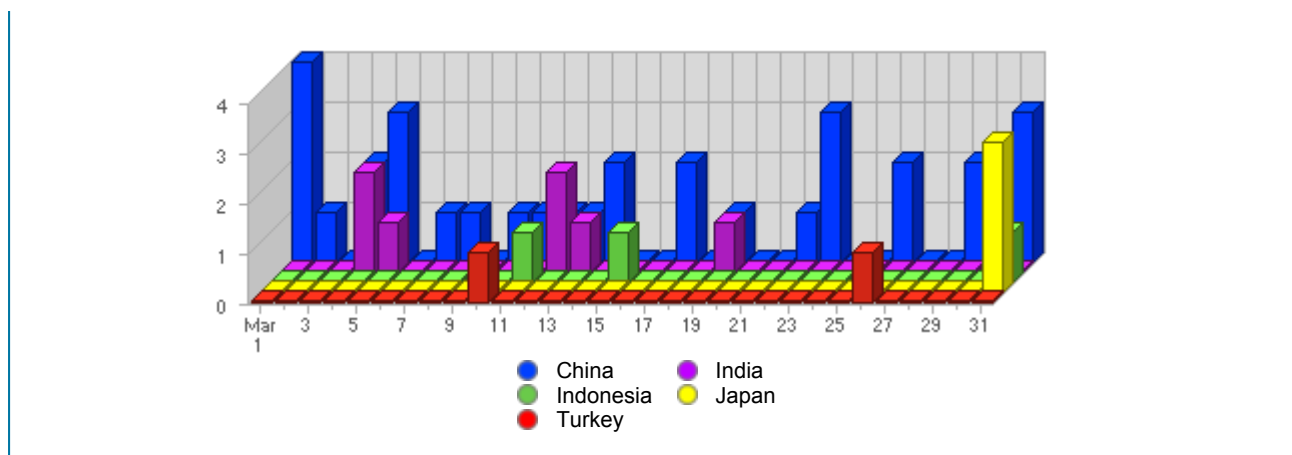











Geographic Info > [Asian Country](#)**Report Description**

Report Description: Asian Countries that Visitors came from during the month of March 2007
Report Range: Month of March 2007
Report Scope: Historical Data
List Size: 9 of 9

Map**Activity Breakdown**



#	Flag	Country	Total Visits	Average Visits Historically	Change	Percent of Visits
1.		China	32	21,20	-6 ▼	62,75%
2.		India	7	3.00	+7 ▲	13,73%
3.		Indonesia	3	1,67	+3 ▲	5,88%
4.		Japan	3	4,33	+2 ▲	5,88%
5.		Turkey	2	1,38	+2 ▲	3,92%
6.		Lebanon	1	0,50	+1 ▲	1,96%
7.		South Korea	1	2,50	-1 ▼	1,96%
8.		United Arab Emirates	1	1,60	0 ▬	1,96%
9.		Thailand	1	0,67	0 ▬	1,96%
			51	34	+7 ▲	

Content created Saturday, May 26, 2007 11:11:53 GMT 1:00
 LiveStats® .XSP V8.03 Copyright ©1996-2005 DeepMetrix® Corporation. All rights reserved.
 Licensed to Aruba S.p.A..