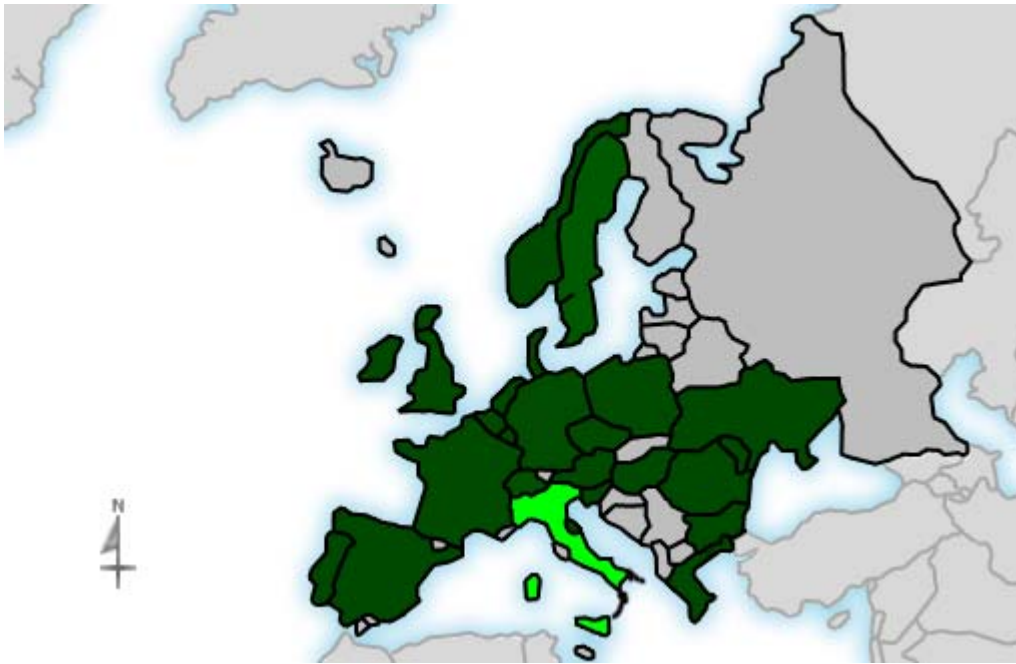
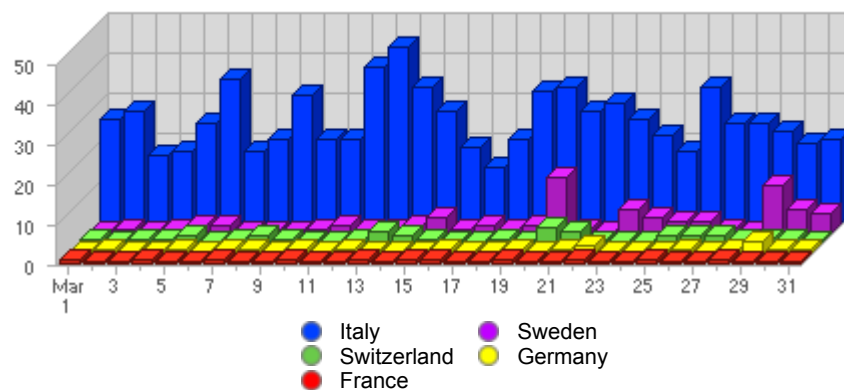



























**Geographic Info** > [European Country](#)**Report Description**

Report Description: European Countries that Visitors came from during the month of March 2007  
Report Range: Month of March 2007  
Report Scope: Historical Data  
List Size: 25 of 25

**Map****Activity Breakdown**



#	Flag	Country	Total Visits	Average Visits Historically	Change	Percent of Visits
1.		Italy	801	569,09	+238 ▲	79,46%
2.		Sweden	78	37,00	+29 ▲	7,74%
3.		Switzerland	33	17,46	+14 ▲	3,27%
4.		Germany	18	18,27	-1 ▼	1,79%
5.		France	11	7,73	+1 ▲	1,09%
6.		Czech Republic	10	3,20	+10 ▲	0,99%
7.		United Kingdom	10	10,82	+6 ▲	0,99%
8.		Poland	10	6,09	+4 ▲	0,99%
9.		Netherlands	8	4,10	+5 ▲	0,79%
10.		Norway	3	2,67	-2 ▼	0,30%
11.		Ukraine	3	1,33	+3 ▲	0,30%

12.		Greece	3	1,29	+1 ▲	0,30%
13.		Belgium	3	2,29	+2 ▲	0,30%
14.		Spain	2	3,56	+2 ▲	0,20%
15.		Ireland	2	1,56	0 ▬	0,20%
16.		Bulgaria	2	0,67	+1 ▲	0,20%
17.		Romania	2	1,14	+1 ▲	0,20%
18.		Hungary	2	2,33	-1 ▼	0,20%
19.		Slovenia	1	1,67	+1 ▲	0,10%
20.		Moldova	1	0,50	+1 ▲	0,10%
21.		San Marino	1	1,00	0 ▬	0,10%
22.		Portugal	1	0,75	+1 ▲	0,10%
23.		Austria	1	1,00	-1 ▼	0,10%
24.		Luxembourg	1	1,00	+1 ▲	0,10%
25.		Denmark	1	1,38	+1 ▲	0,10%
			1,008	690	+314 ▲	

Content created Saturday, May 26, 2007 11:10:36 GMT 1:00  
 LiveStats® .XSP V8.03 Copyright ©1996-2005 DeepMetrix® Corporation. All rights reserved.  
 Licensed to Aruba S.p.A..