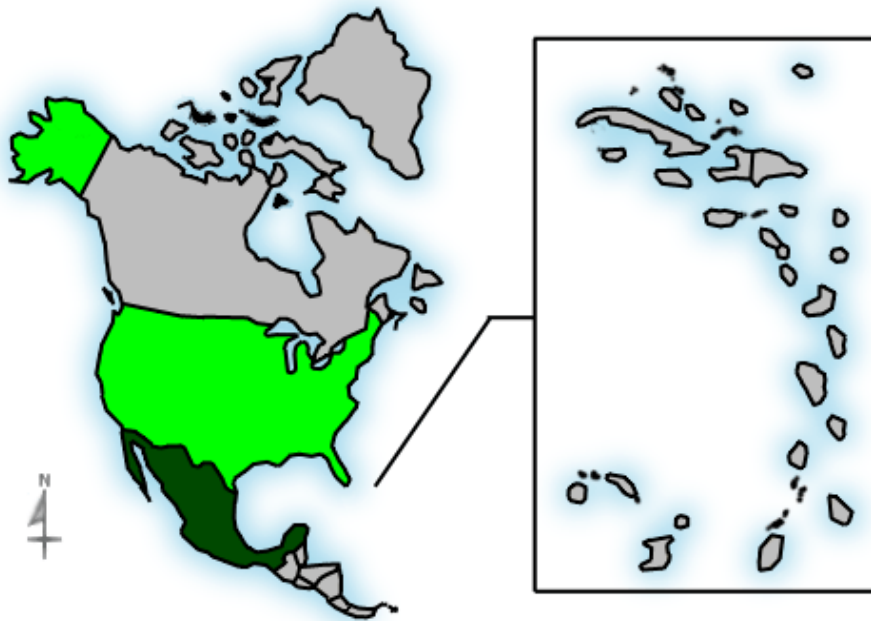
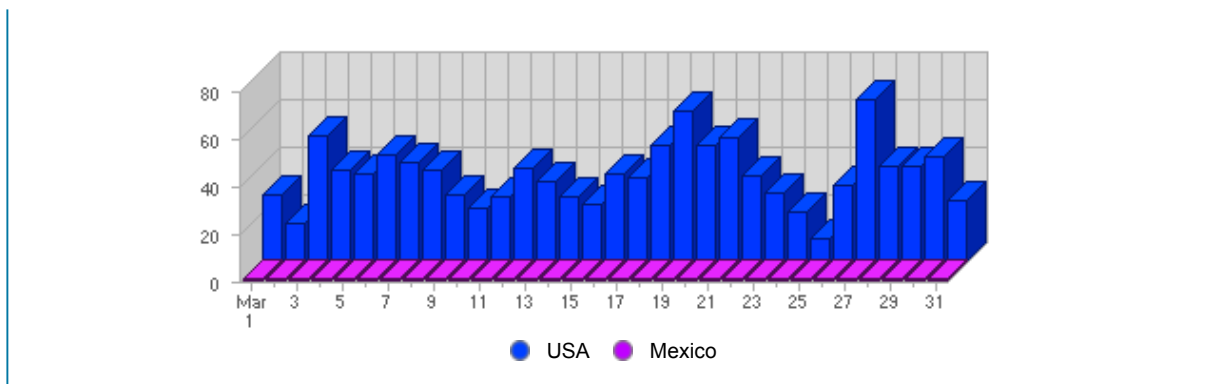




Geographic Info > **North American Country****Report Description**

Report Description: North American Countries that Visitors came from during the month of March 2007
Report Range: Month of March 2007
Report Scope: Historical Data
List Size: 2 of 2

Map**Activity Breakdown**



| # | Flag | Country | Total Visits | Average Visits Historically | Change | Percent of Visits |
|----|---|---------|--------------|-----------------------------|--------|-------------------|
| 1. |  | USA | 1,129 | 716,91 | +261 ▲ | 99,91% |
| 2. |  | Mexico | 1 | - | +1 ▲ | 0,09% |
| | | | 1,130 | 729 | +261 ▲ | |

Content created Saturday, May 26, 2007 11:09:52 GMT 1:00
 LiveStats® .XSP V8.03 Copyright ©1996-2005 DeepMetrix® Corporation. All rights reserved.
 Licensed to Aruba S.p.A..