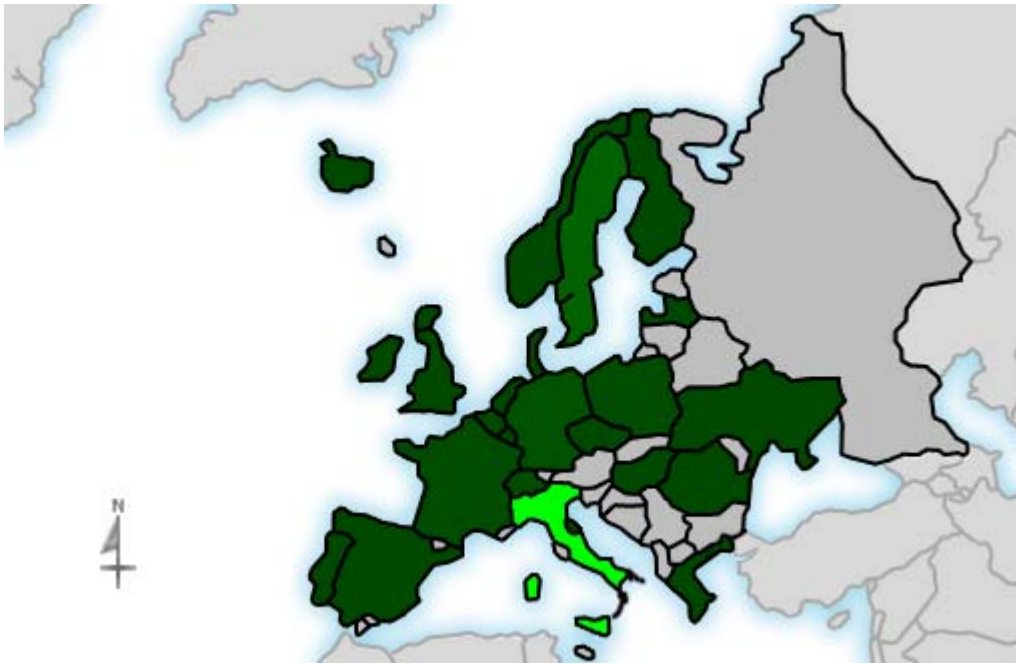
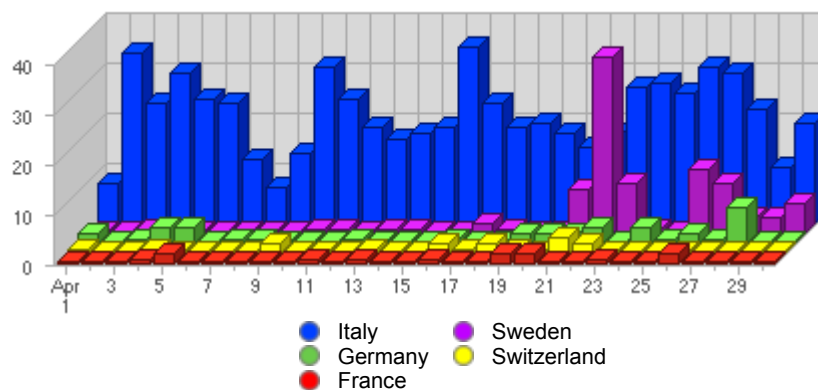


























Geographic Info > [European Country](#)**Report Description**

Report Description: European Countries that Visitors came from during the month of April 2007
Report Range: Month of April 2007
Report Scope: Historical Data
List Size: 24 of 24

Map**Activity Breakdown**



#	Flag	Country	Total Visits	Average Visits Historically	Change	Percent of Visits
1.		Italy	653	569,09	-148 ▼	73,12%
2.		Sweden	98	37,00	+20 ▲	10,97%
3.		Germany	36	18,27	+18 ▲	4,03%
4.		Switzerland	16	17,46	-17 ▼	1,79%
5.		France	13	7,73	+2 ▲	1,46%
6.		Poland	13	6,09	+3 ▲	1,46%
7.		Ireland	8	1,56	+6 ▲	0,90%
8.		Spain	7	3,56	+5 ▲	0,78%
9.		United Kingdom	6	10,82	-4 ▼	0,67%
10.		Netherlands	6	4,10	-2 ▼	0,67%
11.		Norway	6	2,67	+3 ▲	0,67%

12.		Belgium	5	2,29	+2 ▲	0,56%
13.		Greece	4	1,29	+1 ▲	0,45%
14.		San Marino	4	1,00	+3 ▲	0,45%
15.		Czech Republic	3	3,20	-7 ▼	0,34%
16.		Romania	3	1,14	+1 ▲	0,34%
17.		Hungary	2	2,33	0 ▬	0,22%
18.		Ukraine	2	1,33	-1 ▼	0,22%
19.		Luxembourg	2	1,00	+1 ▲	0,22%
20.		Denmark	2	1,38	+1 ▲	0,22%
21.		Latvia	1	0,75	+1 ▲	0,11%
22.		Finland	1	2,60	+1 ▲	0,11%
23.		Portugal	1	0,75	0 ▬	0,11%
24.		Iceland	1	0,50	+1 ▲	0,11%
			893	690	-115 ▼	

Content created Saturday, May 26, 2007 11:18:11 GMT 1:00
 LiveStats® .XSP V8.03 Copyright ©1996-2005 DeepMetrix® Corporation. All rights reserved.
 Licensed to Aruba S.p.A..