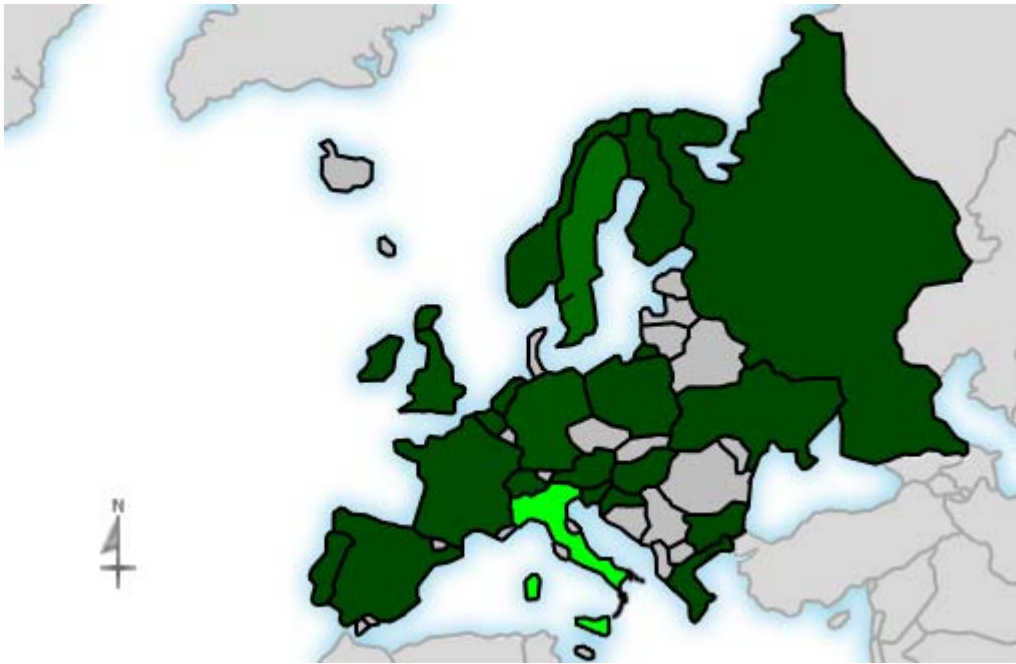
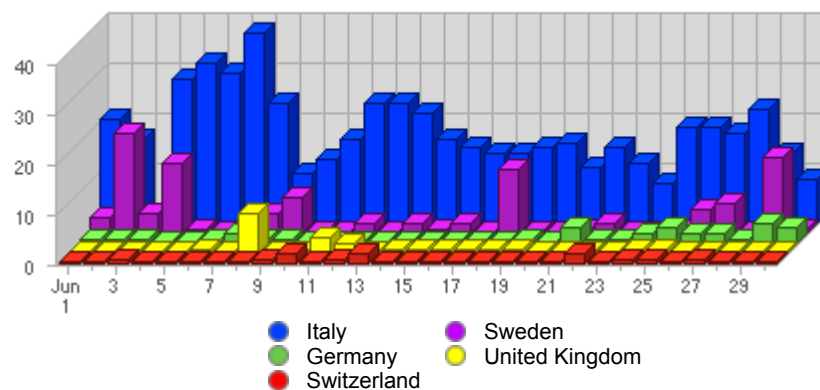













Geographic Info > [European Country](#)**Report Description**

Report Description: European Countries that Visitors came from during the month of June 2007
Report Range: Month of June 2007
Report Scope: Historical Data
List Size: 22 of 22

Map**Activity Breakdown**



#	Flag	Country	Total Visits	Average Visits Historically	Change	Percent of Visits
1.		Italy	542	610,06	-187 ▼	71,22%
2.		Sweden	105	66,71	+27 ▲	13,80%
3.		Germany	31	19,47	+7 ▲	4,07%
4.		United Kingdom	22	11,77	+7 ▲	2,89%
5.		Switzerland	12	13,82	-2 ▼	1,58%
6.		France	10	8,59	-7 ▼	1,31%
7.		Ireland	8	5,07	-1 ▼	1,05%
8.		Netherlands	5	4,50	-9 ▼	0,66%
9.		Norway	4	3,31	+4 ▲	0,53%
10.		Spain	4	3,93	-4 ▼	0,53%
11.		Belgium	3	2,67	-2 ▼	0,39%

12.		Poland	2	4,94	-3 ▼	0,26%
13.		Greece	2	1,58	0 ▬	0,26%
14.		Russia	2	3,08	-1 ▼	0,26%
15.		Austria	2	1,13	+2 ▲	0,26%
16.		Croatia	1	1,86	-5 ▼	0,13%
17.		Slovenia	1	1,33	+1 ▲	0,13%
18.		Bulgaria	1	1,00	0 ▬	0,13%
19.		Hungary	1	1,92	0 ▬	0,13%
20.		Ukraine	1	1,75	0 ▬	0,13%
21.		Finland	1	2,00	+1 ▲	0,13%
22.		Portugal	1	0,86	+1 ▲	0,13%
			761	766	-177 ▼	

Content created Tuesday, November 13, 2007 00:39:51 GMT 1:00
 LiveStats® .XSP V8.03 Copyright ©1996-2005 DeepMetrix® Corporation. All rights reserved.
 Licensed to Aruba S.p.A..