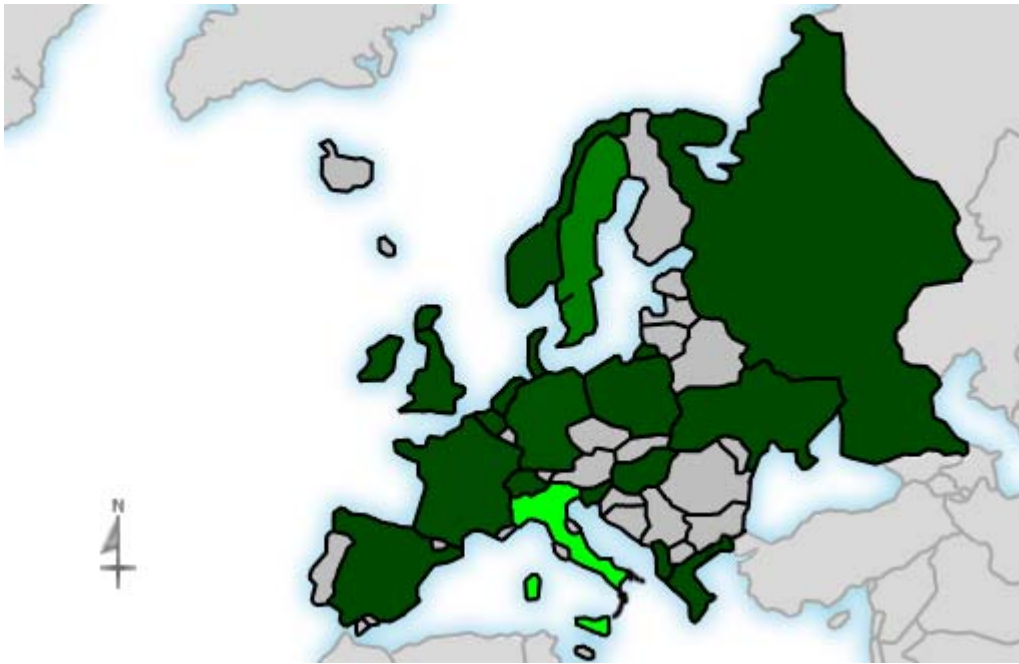
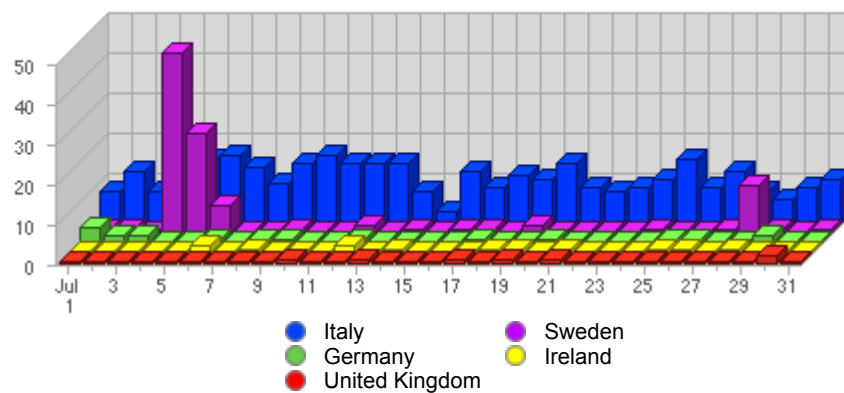



















Geographic Info > [European Country](#)**Report Description**

Report Description: European Countries that Visitors came from during the month of July 2007
Report Range: Month of July 2007
Report Scope: Historical Data
List Size: 19 of 19

Map**Activity Breakdown**



#	Flag	Country	Total Visits	Average Visits Historically	Change	Percent of Visits
1.		Italy	356	610,06	-186 ▼	66,79%
2.		Sweden	103	66,71	-2 ▼	19,33%
3.		Germany	18	19,47	-13 ▼	3,38%
4.		Ireland	12	5,07	+4 ▲	2,25%
5.		United Kingdom	7	11,77	-15 ▼	1,31%
6.		France	7	8,59	-3 ▼	1,31%
7.		Norway	7	3,31	+3 ▲	1,31%
8.		Switzerland	5	13,82	-7 ▼	0,94%
9.		Spain	3	3,93	-1 ▼	0,56%
10.		Denmark	2	1,40	+2 ▲	0,38%
11.		Belgium	2	2,67	-1 ▼	0,38%

12.		Poland	2	4,94	0 	0,38%
13.		Ukraine	2	1,75	+1 	0,38%
14.		Netherlands	2	4,50	-3 	0,38%
15.		Albania	1	-	+1 	0,19%
16.		Russia	1	3,08	-1 	0,19%
17.		Slovenia	1	1,33	0 	0,19%
18.		Hungary	1	1,92	0 	0,19%
19.		Greece	1	1,58	-1 	0,19%
			533	766	-228 	

Content created Tuesday, November 13, 2007 00:57:04 GMT 1:00
 LiveStats® .XSP V8.03 Copyright ©1996-2005 DeepMetrix® Corporation. All rights reserved.
 Licensed to Aruba S.p.A..