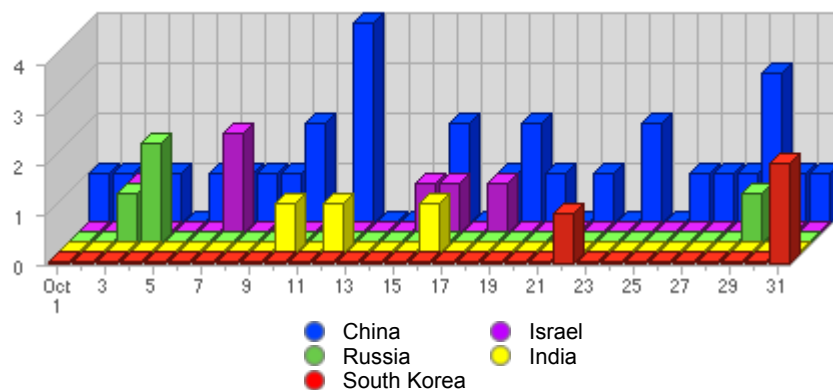












Geographic Info > [Asian Country](#)**Report Description**

Report Description: Asian Countries that Visitors came from during the month of October 2007
Report Range: Month of October 2007
Report Scope: Historical Data
List Size: 10 of 10

Map**Activity Breakdown**



#	Flag	Country	Total Visits	Average Visits Historically	Change	Percent of Visits
1.		China	30	22,35	+22 ▲	57,69%
2.		Israel	6	1,00	+5 ▲	11,54%
3.		Russia	4	3,08	+3 ▲	7,69%
4.		India	3	4,40	+2 ▲	5,77%
5.		South Korea	3	2,39	+1 ▲	5,77%
6.		Indonesia	2	1,44	+1 ▲	3,85%
7.		Hong Kong	1	0,67	+1 ▲	1,92%
8.		Kuwait	1	-	+1 ▲	1,92%
9.		Cyprus	1	-	+1 ▲	1,92%
10.		Japan	1	3,79	-1 ▼	1,92%
			52	34	+32 ▲	

Content created Tuesday, November 13, 2007 01:25:59 GMT 1:00

LiveStats® .XSP V8.03 Copyright ©1996-2005 DeepMetrix® Corporation. All rights reserved.
Licensed to Aruba S.p.A..