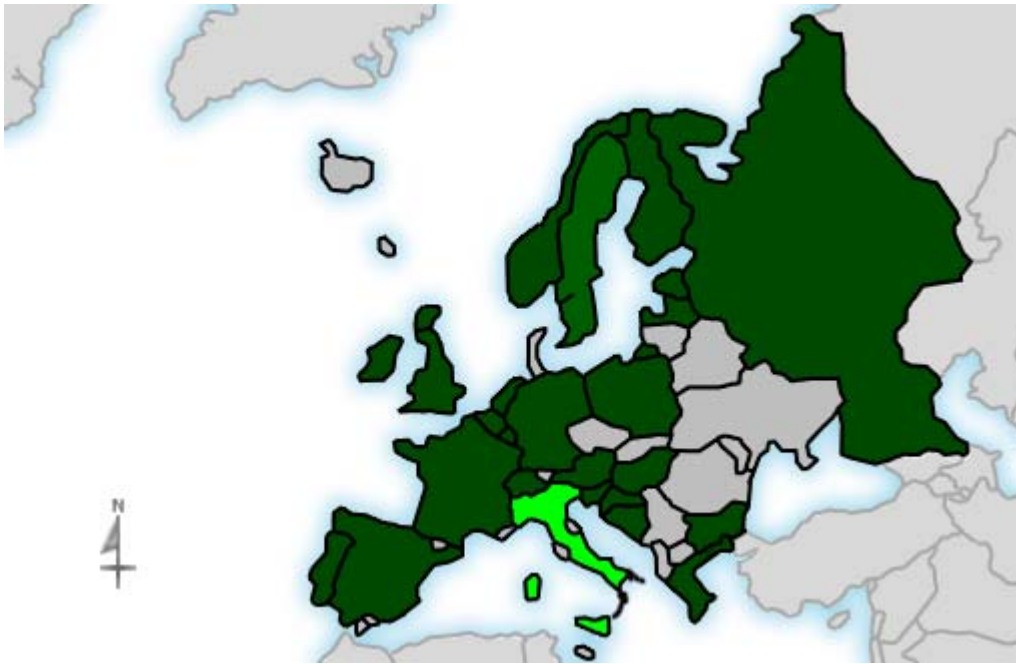
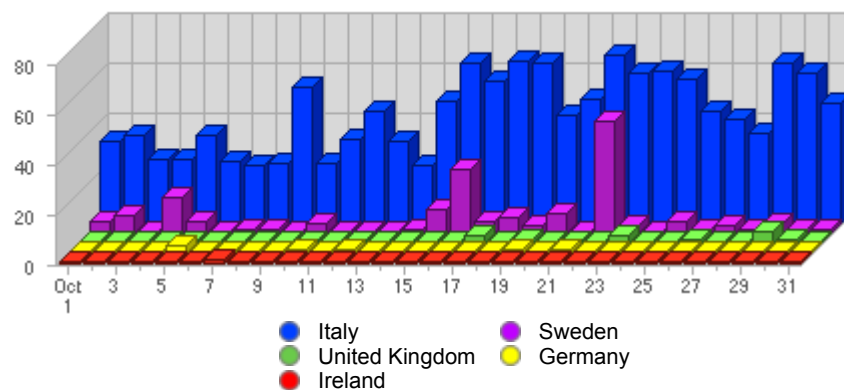






**Geographic Info** > [European Country](#)**Report Description**

Report Description: European Countries that Visitors came from during the month of October 2007  
Report Range: Month of October 2007  
Report Scope: Historical Data  
List Size: 25 of 25

**Map****Activity Breakdown**



#	Flag	Country	Total Visits	Average Visits Historically	Change	Percent of Visits
1.		Italy	1,373	610,06	+612 ▲	82,96%
2.		Sweden	169	66,71	-30 ▼	10,21%
3.		United Kingdom	22	11,77	+15 ▲	1,33%
4.		Germany	21	19,47	+5 ▲	1,27%
5.		Ireland	13	5,07	+1 ▲	0,79%
6.		France	7	8,59	-2 ▼	0,42%
7.		Netherlands	6	4,50	+3 ▲	0,36%
8.		Spain	6	3,93	+4 ▲	0,36%
9.		Poland	5	4,94	+3 ▲	0,30%
10.		Belgium	4	2,67	+4 ▲	0,24%
11.		Russia	4	3,08	+3 ▲	0,24%

12.		Switzerland	4	13,82	-1 ▼	0,24%
13.		Slovenia	3	1,33	+2 ▲	0,18%
14.		Austria	3	1,13	+3 ▲	0,18%
15.		Norway	2	3,31	0 ▬	0,12%
16.		Greece	2	1,58	+1 ▲	0,12%
17.		Hungary	2	1,92	0 ▬	0,12%
18.		Portugal	2	0,86	+1 ▲	0,12%
19.		Bulgaria	1	1,00	+1 ▲	0,06%
20.		Bosnia & Herzegovina	1	0,50	+1 ▲	0,06%
21.		Finland	1	2,00	+1 ▲	0,06%
22.		Luxembourg	1	1,14	0 ▬	0,06%
23.		Latvia	1	1,14	-2 ▼	0,06%
24.		Estonia	1	0,50	0 ▬	0,06%
25.		Croatia	1	1,86	-1 ▼	0,06%
			1,655	766	+617 ▲	

Content created Tuesday, November 13, 2007 01:22:31 GMT 1:00  
 LiveStats® .XSP V8.03 Copyright ©1996-2005 DeepMetrix® Corporation. All rights reserved.  
 Licensed to Aruba S.p.A..