


Geographic Info > **Geographic Info Summary**

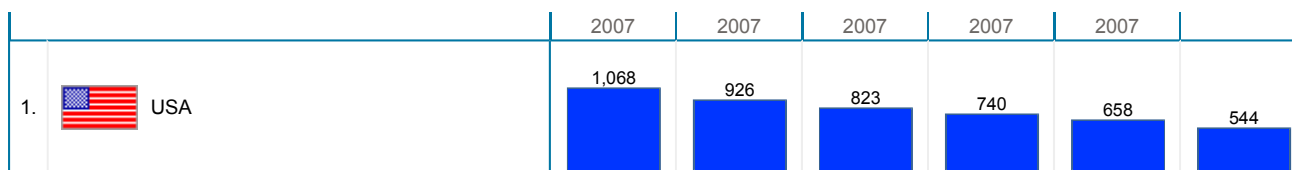
Geographic Info Summary	
During the Month of October, 2007 :	
<ul style="list-style-type: none"> A total of 7,046 distinct visits were made to the site. 31,99% of all visits were from a known geographic location. 7,72% were from North America, 23,49% from Europe, 0,68% from Asia, 0,01% from Oceania, 0,00% from South America and 0,09% from Africa. 	

Six Month Historical Comparison

Top Continents		May, 2007	Jun, 2007	Jul, 2007	Aug, 2007	Sep, 2007	Oct 2007
1.	 Europe	938	761	533	500	1,038	1,655
2.	 North America	1,068	928	823	740	661	544
3.	 Asia	59	34	27	33	19	48
4.	 Africa	1	1	0	0	2	6
5.	 Oceania	0	1	2	1	6	1

Six Month Historical Comparison

Top North American Countries	May,	Jun,	Jul,	Aug,	Sep,	Oct 2007



Six Month Historical Comparison

Top South American Countries	May, 2007	Jun, 2007	Jul, 2007	Aug, 2007	Sep, 2007	Oct 2007
------------------------------	-----------	-----------	-----------	-----------	-----------	----------

No South American Countries Data.

Six Month Historical Comparison

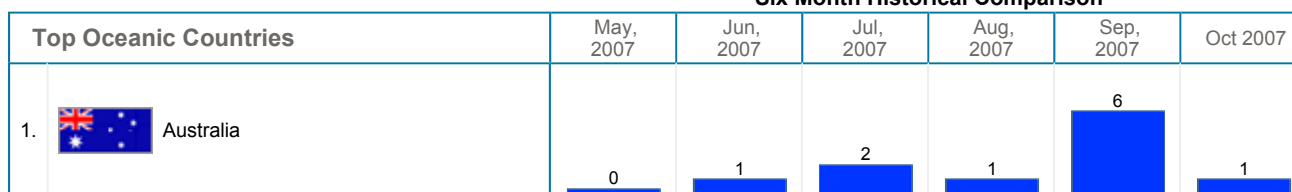


Six Month Historical Comparison

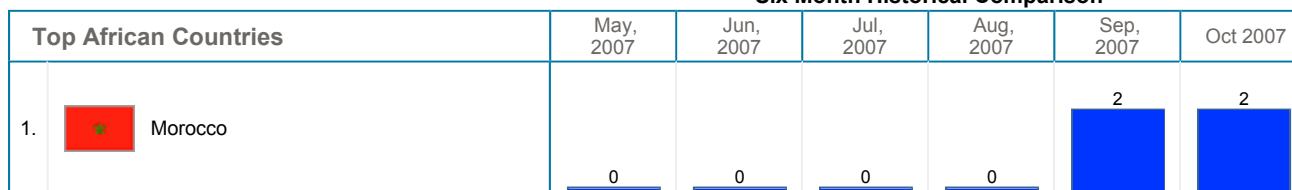
	May,	Jun,	Jul,	Aug,	Sep,	
--	------	------	------	------	------	--

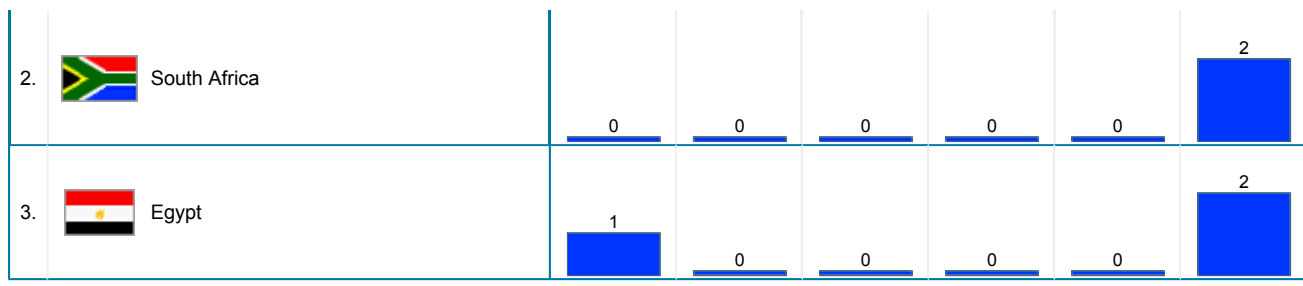


Six Month Historical Comparison



Six Month Historical Comparison





Content created Tuesday, November 13, 2007 01:20:43 GMT 1:00
LiveStats® .XSP V8.03 Copyright ©1996-2005 DeepMetrix® Corporation. All rights reserved.
Licensed to Aruba S.p.A..