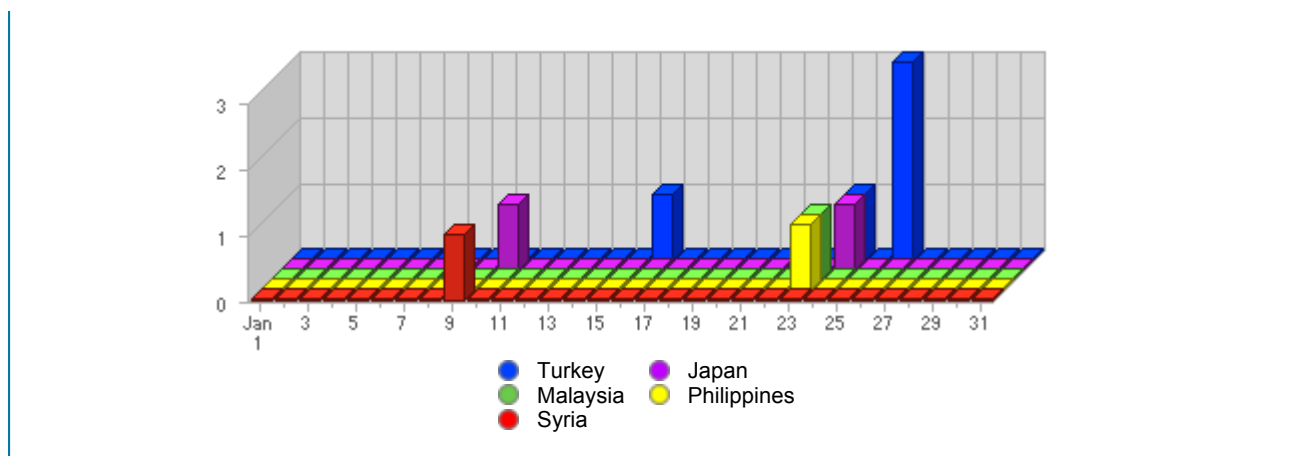











Geographic Info > [Asian Country](#)**Report Description**

Report Description: Asian Countries that Visitors came from during the month of January 2007
Report Range: Month of January 2007
Report Scope: Historical Data
List Size: 9 of 9

Map**Activity Breakdown**



#	Flag	Country	Total Visits	Average Visits Historically	Change	Percent of Visits
1.		Turkey	5	2,90	-1 ▼	35,71%
2.		Japan	2	3.00	+1 ▲	14,29%
3.		Malaysia	1	-	+1 ▲	7,14%
4.		Philippines	1	0,50	0 ▬	7,14%
5.		Syria	1	-	+1 ▲	7,14%
6.		Indonesia	1	2.00	-5 ▼	7,14%
7.		Azerbaijan	1	0,50	0 ▬	7,14%
8.		Israel	1	1.00	+1 ▲	7,14%
9.		China	1	5,38	0 ▬	7,14%
			14	12	-9 ▼	

Content created Thursday, May 24, 2007 17:43:33 GMT 1:00
 LiveStats® .XSP V8.03 Copyright ©1996-2005 DeepMetrix® Corporation. All rights reserved.
 Licensed to Aruba S.p.A..