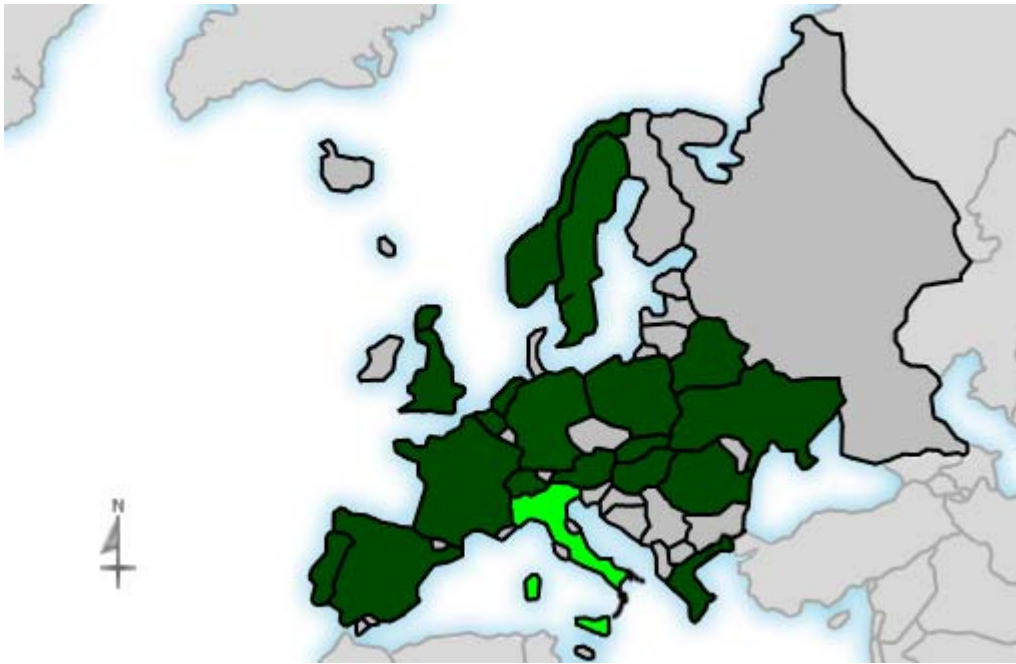
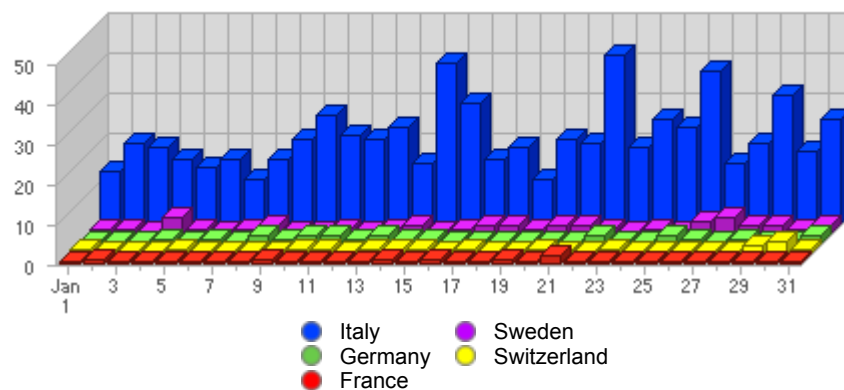










**Geographic Info** > **European Country****Report Description**

Report Description: European Countries that Visitors came from during the month of January 2007  
Report Range: Month of January 2007  
Report Scope: Historical Data  
List Size: 19 of 19

**Map****Activity Breakdown**



#	Flag	Country	Total Visits	Average Visits Historically	Change	Percent of Visits
1.		Italy	672	542,40	+140 ▲	85,06%
2.		Sweden	40	33,60	+19 ▲	5,06%
3.		Germany	22	33,30	-22 ▼	2,79%
4.		Switzerland	16	18,70	-9 ▼	2,03%
5.		France	7	4,00	-6 ▼	0,89%
6.		Netherlands	6	3,00	+3 ▲	0,76%
7.		Spain	5	2,78	+1 ▲	0,63%
8.		Poland	4	1,71	+1 ▲	0,51%
9.		Romania	3	1,60	0 ▬	0,38%
10.		United Kingdom	3	11,00	-2 ▼	0,38%
11.		Norway	2	1,00	+2 ▲	0,25%

12.		Austria	2	2,57	+2 ▲	0,25%
13.		Belgium	2	2,14	+2 ▲	0,25%
14.		Slovakia	1	0,50	+1 ▲	0,13%
15.		Greece	1	0,75	0 ▬	0,13%
16.		Portugal	1	0,75	0 ▬	0,13%
17.		Belarus	1	-	+1 ▲	0,13%
18.		Hungary	1	0,88	+1 ▲	0,13%
19.		Ukraine	1	-	+1 ▲	0,13%
			790	658	+132 ▲	

Content created Thursday, May 24, 2007 17:41:51 GMT 1:00  
 LiveStats® .XSP V8.03 Copyright ©1996-2005 DeepMetrix® Corporation. All rights reserved.  
 Licensed to Aruba S.p.A..