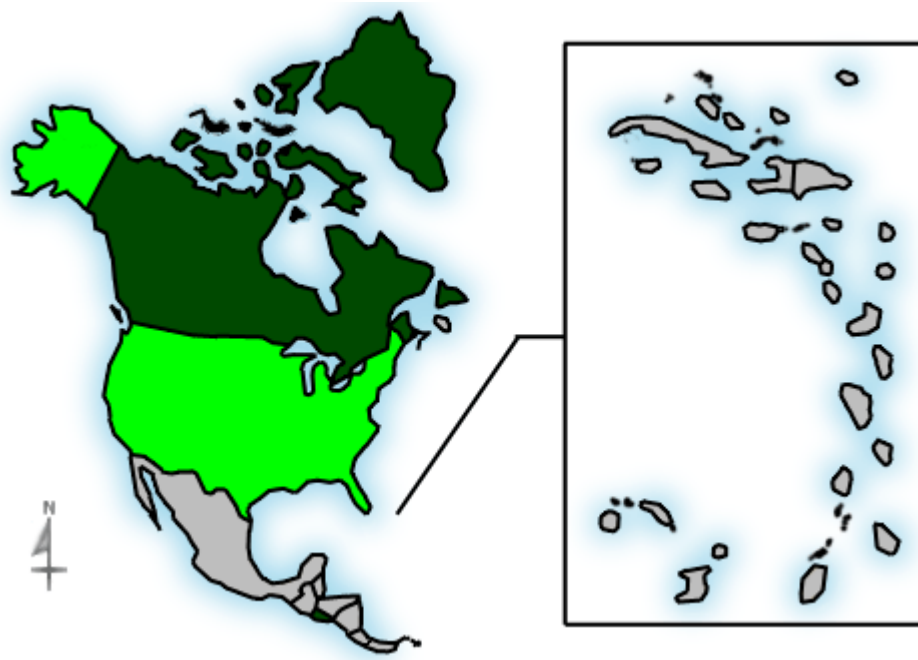
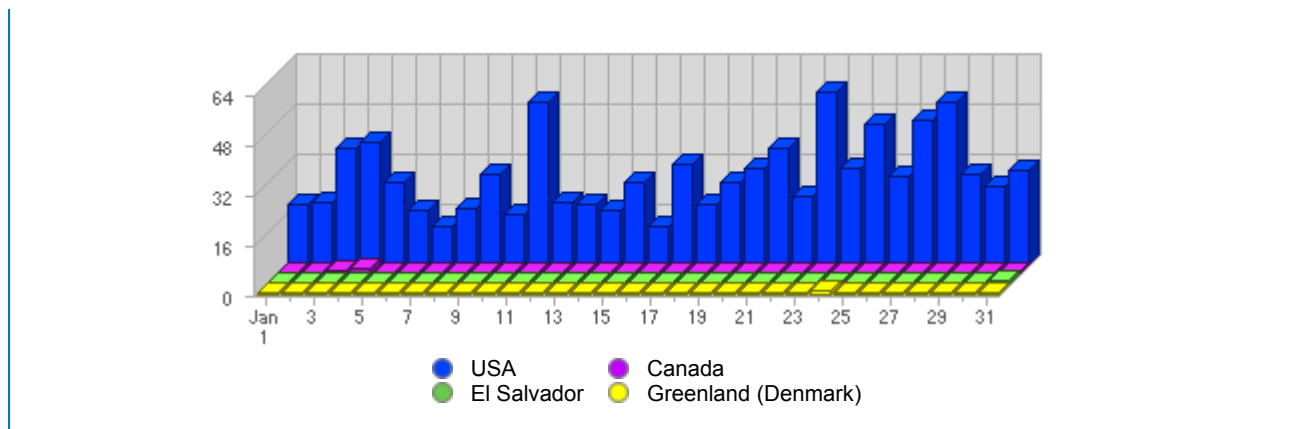






Geographic Info > **North American Country****Report Description**

Report Description: North American Countries that Visitors came from during the month of January 2007
Report Range: Month of January 2007
Report Scope: Historical Data
List Size: 4 of 4

Map**Activity Breakdown**



#	Flag	Country	Total Visits	Average Visits Historically	Change	Percent of Visits
1.		USA	887	821,10	+141 ▲	99,44%
2.		Canada	3	8,14	-15 ▼	0,34%
3.		El Salvador	1	-	+1 ▲	0,11%
4.		Greenland (Denmark)	1	-	+1 ▲	0,11%
			892	827	+127 ▲	

Content created Thursday, May 24, 2007 17:35:00 GMT 1:00
 LiveStats® .XSP V8.03 Copyright ©1996-2005 DeepMetrix® Corporation. All rights reserved.
 Licensed to Aruba S.p.A..