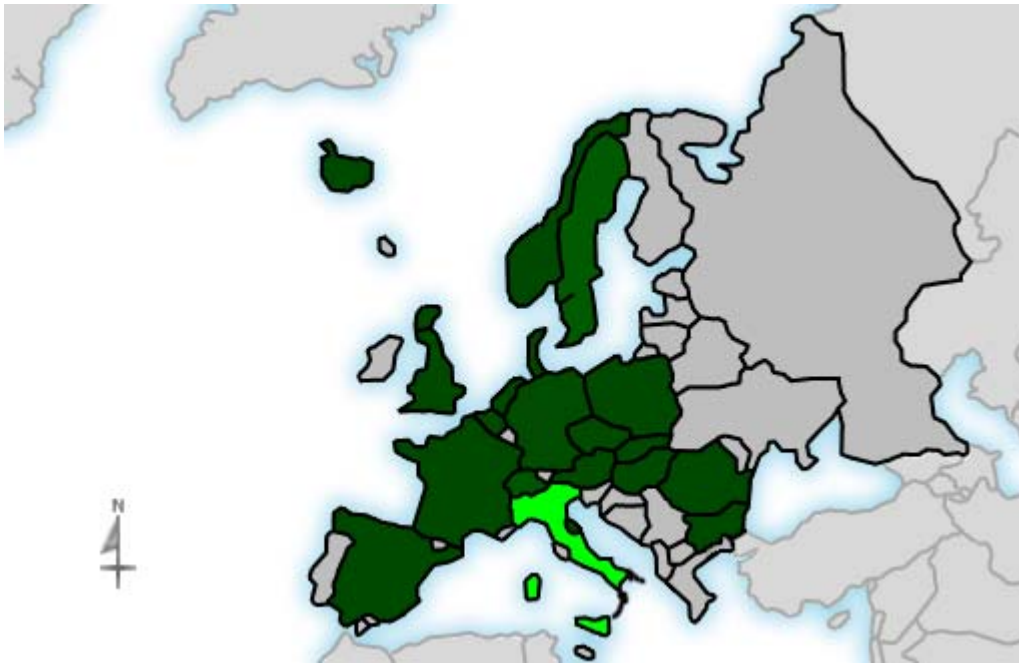
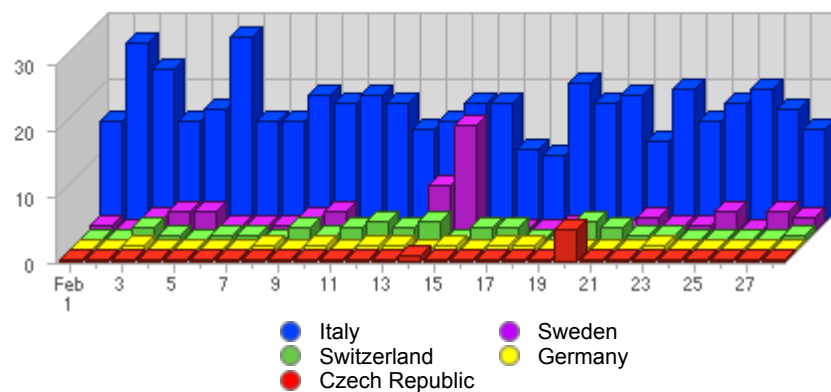






















Geographic Info > **European Country****Report Description**

Report Description: European Countries that Visitors came from during the month of February 2007
Report Range: Month of February 2007
Report Scope: Historical Data
List Size: 20 of 20

Map**Activity Breakdown**



#	Flag	Country	Total Visits	Average Visits Historically	Change	Percent of Visits
1.		Italy	489	542,40	-183 ▼	79,64%
2.		Sweden	53	33,60	+13 ▲	8,63%
3.		Switzerland	30	18,70	+14 ▲	4,89%
4.		Germany	9	33,30	-13 ▼	1,47%
5.		Czech Republic	6	2,50	+6 ▲	0,98%
6.		United Kingdom	4	11,00	+1 ▲	0,65%
7.		France	4	4,00	-3 ▼	0,65%
8.		Austria	3	2,57	+1 ▲	0,49%
9.		Netherlands	3	3,00	-3 ▼	0,49%
10.		Spain	3	2,78	-2 ▼	0,49%
11.		San Marino	1	0,50	+1 ▲	0,16%

12.		Bulgaria	1	-	+1 ▲	0,16%
13.		Romania	1	1,60	-2 ▼	0,16%
14.		Hungary	1	0,88	0 ▬	0,16%
15.		Iceland	1	-	+1 ▲	0,16%
16.		Belgium	1	2,14	-1 ▼	0,16%
17.		Poland	1	1,71	-3 ▼	0,16%
18.		Denmark	1	1,00	+1 ▲	0,16%
19.		Norway	1	1,00	-1 ▼	0,16%
20.		Slovakia	1	0,50	0 ▬	0,16%
			614	658	-176 ▼	

Content created Thursday, May 24, 2007 18:15:20 GMT 1:00
 LiveStats® .XSP V8.03 Copyright ©1996-2005 DeepMetrix® Corporation. All rights reserved.
 Licensed to Aruba S.p.A..