






Geographic Info > Geographic Info Summary

Geographic Info Summary	
During the Month of February, 2007 :	
<ul style="list-style-type: none"> A total of 4,093 distinct visits were made to the site. 39,24% of all visits were from a known geographic location. 23,92% were from North America, 15,00% from Europe, 0,24% from Asia, 0,00% from Oceania, 0,00% from South America and 0,07% from Africa. 	

Six Month Historical Comparison

Top Continents		Sep, 2006	Oct, 2006	Nov, 2006	Dec, 2006	Jan, 2007	Feb 2007
1.	 North America	773	827	506	765	892	979
2.	 Europe	761	877	819	658	790	614
3.	 Asia	15	15	26	23	14	10
4.	 Africa	1	1	5	2	4	3

Six Month Historical Comparison

Top North American Countries		Sep, 2006	Oct, 2006	Nov, 2006	Dec, 2006	Jan, 2007	Feb 2007
1.	 USA	761	826	489	746	887	979





Six Month Historical Comparison

Top South American Countries	Sep, 2006	Oct, 2006	Nov, 2006	Dec, 2006	Jan, 2007	Feb 2007
------------------------------	-----------	-----------	-----------	-----------	-----------	----------

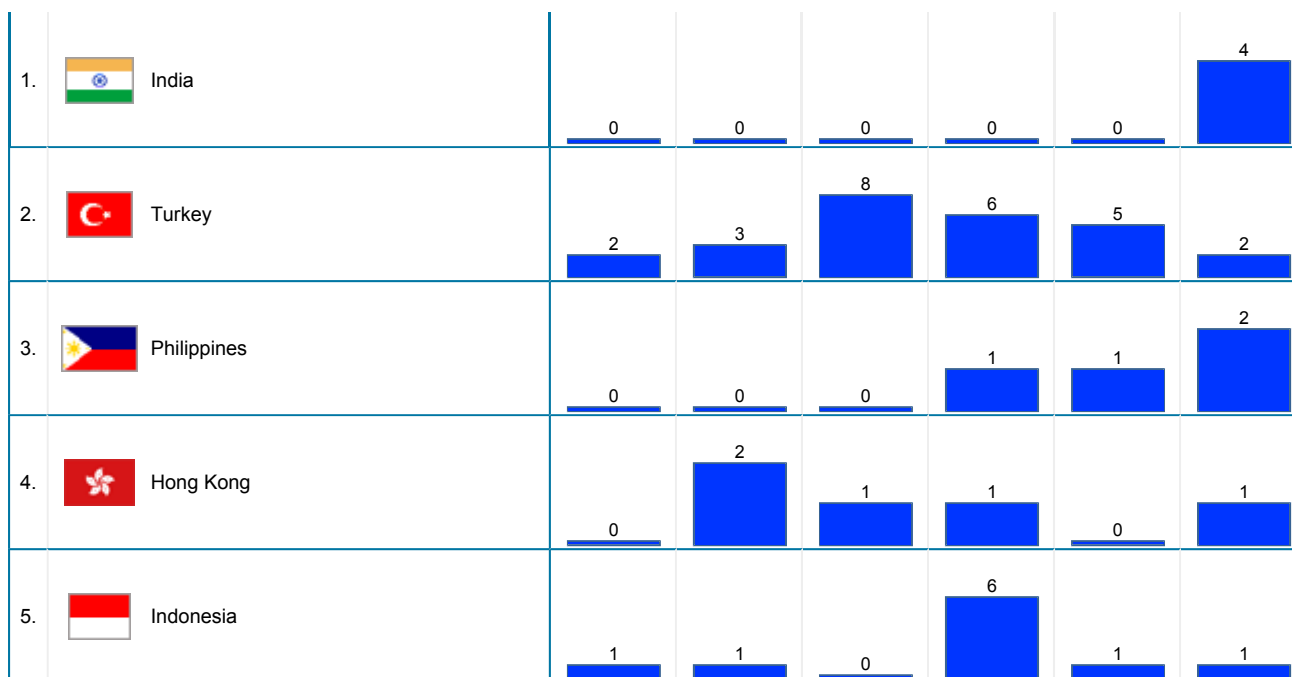
No South American Countries Data.

Six Month Historical Comparison

Top European Countries	Sep, 2006	Oct, 2006	Nov, 2006	Dec, 2006	Jan, 2007	Feb 2007
1.  Italy	666	729	691	532	672	489
2.  Sweden	21	15	24	21	40	53
3.  Switzerland	6	17	26	25	16	30
4.  Germany	37	61	12	44	22	9
5.  Czech Republic	3	4	0	0	0	6

Six Month Historical Comparison

Top Asian Countries	Sep, 2006	Oct, 2006	Nov, 2006	Dec, 2006	Jan, 2007	Feb 2007
---------------------	-----------	-----------	-----------	-----------	-----------	----------

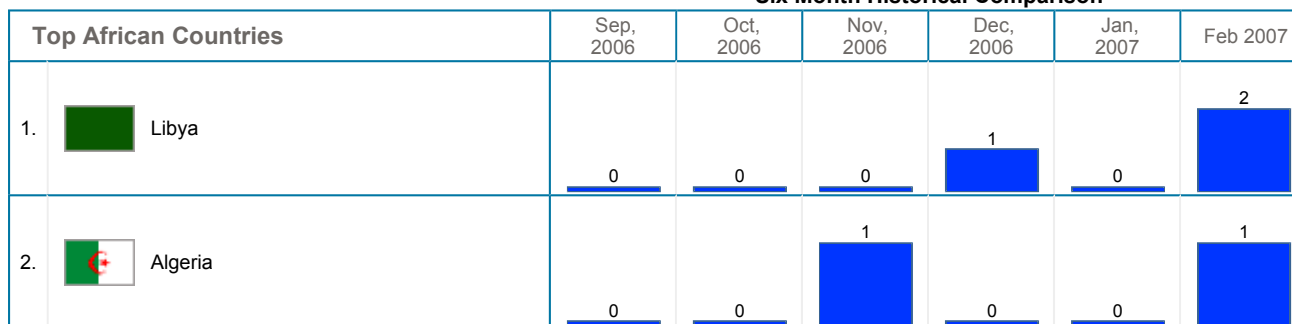


Six Month Historical Comparison

Top Oceanic Countries	Sep, 2006	Oct, 2006	Nov, 2006	Dec, 2006	Jan, 2007	Feb 2007
-----------------------	-----------	-----------	-----------	-----------	-----------	----------

No Oceanic Countries Data.

Six Month Historical Comparison



Content created Thursday, May 24, 2007 18:12:49 GMT 1:00
LiveStats® .XSP V8.03 Copyright ©1996-2005 DeepMetrix® Corporation. All rights reserved.
Licensed to Aruba S.p.A..