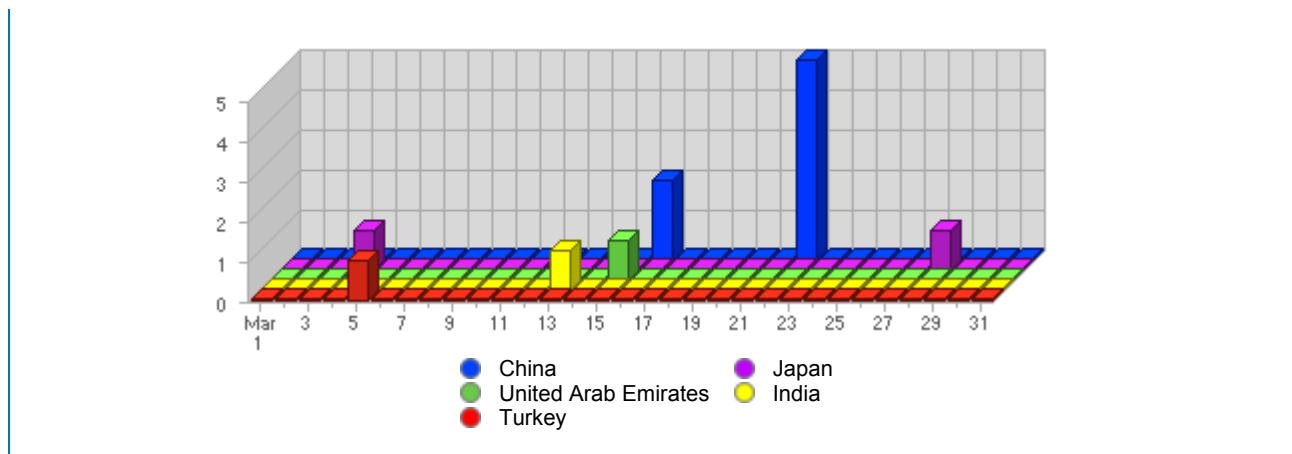








Geographic Info > [Asian Country](#)**Report Description**

Report Description: Asian Countries that Visitors came from during the month of March 2007
Report Range: Month of March 2007
Report Scope: Historical Data
List Size: 6 of 6

Map**Activity Breakdown**



| # | Flag | Country | Total Visits | Average Visits Historically | Change | Percent of Visits |
|----|---|----------------------|--------------|-----------------------------|--------|-------------------|
| 1. |  | China | 7 | 5,38 | +7 ▲ | 53,85% |
| 2. |  | Japan | 2 | 3.00 | +2 ▲ | 15,39% |
| 3. |  | United Arab Emirates | 1 | - | +1 ▲ | 7,69% |
| 4. |  | India | 1 | 0,67 | -3 ▼ | 7,69% |
| 5. |  | Turkey | 1 | 2,90 | -1 ▼ | 7,69% |
| 6. |  | Israel | 1 | 1.00 | +1 ▲ | 7,69% |
| | | | 13 | 12 | +3 ▲ | |

Content created Thursday, May 24, 2007 18:55:54 GMT 1:00
 LiveStats® .XSP V8.03 Copyright ©1996-2005 DeepMetric® Corporation. All rights reserved.
 Licensed to Aruba S.p.A..