




Geographic Info > Geographic Info Summary

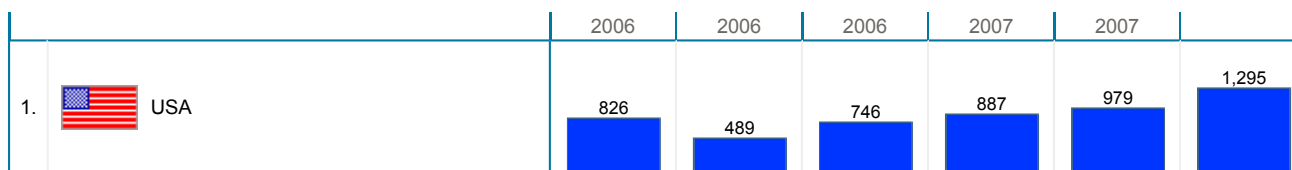
Geographic Info Summary	
During the Month of March, 2007 :	
<ul style="list-style-type: none"> A total of 4,728 distinct visits were made to the site. 41,50% of all visits were from a known geographic location. 27,39% were from North America, 13,77% from Europe, 0,28% from Asia, 0,04% from Oceania, 0,00% from South America and 0,02% from Africa. 	

Six Month Historical Comparison

Top Continents		Oct, 2006	Nov, 2006	Dec, 2006	Jan, 2007	Feb, 2007	Mar 2007
1.	 North America	827	506	765	892	979	1,295
2.	 Europe	877	819	658	790	614	651
3.	 Asia	15	26	23	14	10	13
4.	 Oceania	1	0	0	2	0	2
5.	 Africa	1	5	2	4	3	1

Six Month Historical Comparison

Top North American Countries	Oct,	Nov,	Dec,	Jan,	Feb,	Mar 2007

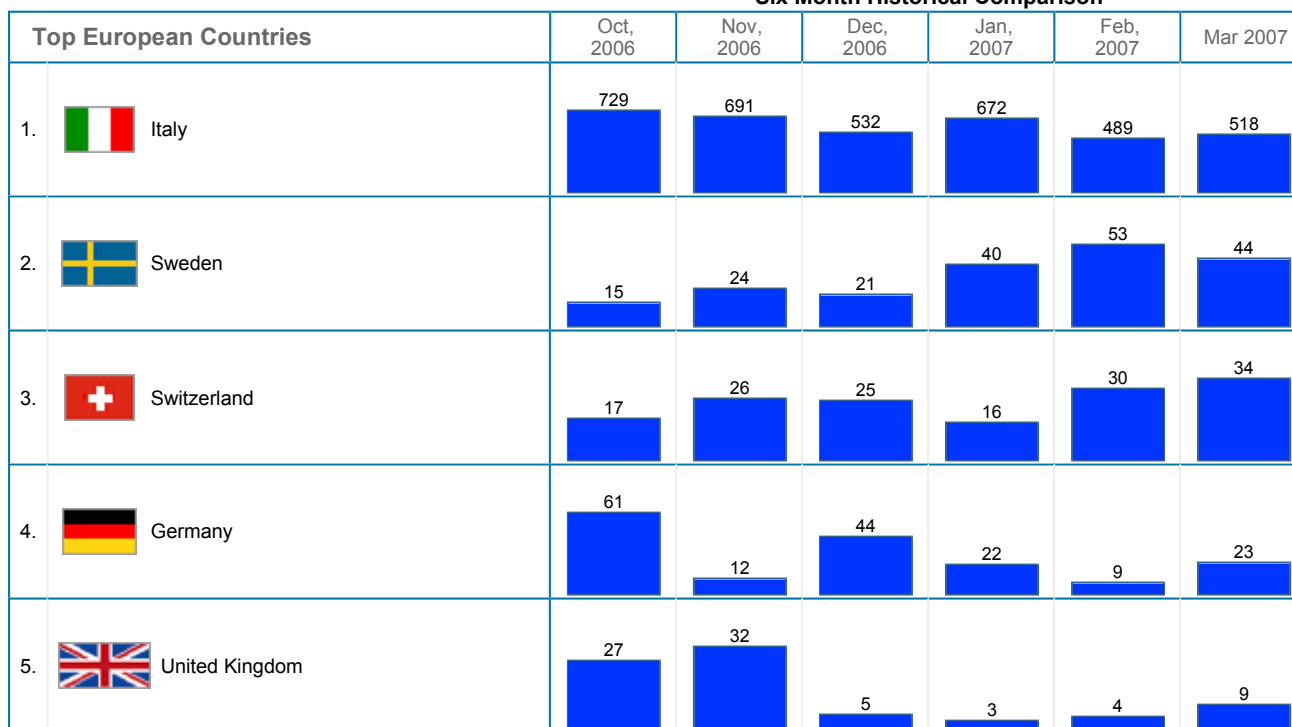


Six Month Historical Comparison

Top South American Countries	Oct, 2006	Nov, 2006	Dec, 2006	Jan, 2007	Feb, 2007	Mar 2007
------------------------------	-----------	-----------	-----------	-----------	-----------	----------






No South American Countries Data.

Six Month Historical Comparison





Six Month Historical Comparison

	Oct,	Nov,	Dec,	Jan,	Feb,	
--	------	------	------	------	------	--

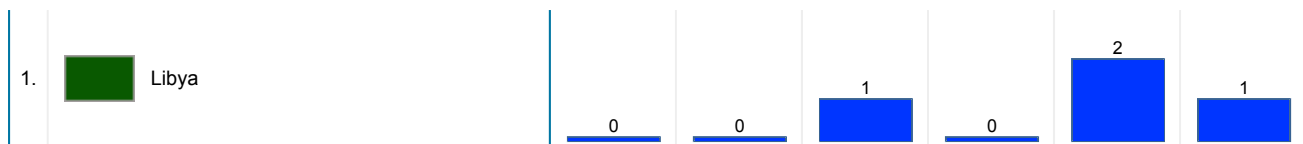
Top Asian Countries		2006	2006	2006	2007	2007	Mar 2007
1.	 China	2	9	1	1	0	7
2.	 Japan	4	1	1	2	0	2
3.	 United Arab Emirates	0	0	0	0	0	1
4.	 India	0	0	0	0	4	1
5.	 Turkey	3	8	6	5	2	1

Six Month Historical Comparison

Top Oceanic Countries		Oct, 2006	Nov, 2006	Dec, 2006	Jan, 2007	Feb, 2007	Mar 2007
1.	 Australia	1	0	0	2	0	1
2.	 New Zealand	0	0	0	0	0	1

Six Month Historical Comparison

Top African Countries		Oct, 2006	Nov, 2006	Dec, 2006	Jan, 2007	Feb, 2007	Mar 2007
-----------------------	--	-----------	-----------	-----------	-----------	-----------	----------



Content created Thursday, May 24, 2007 18:52:28 GMT 1:00
LiveStats® .XSP V8.03 Copyright ©1996-2005 DeepMetrix® Corporation. All rights reserved.
Licensed to Aruba S.p.A..