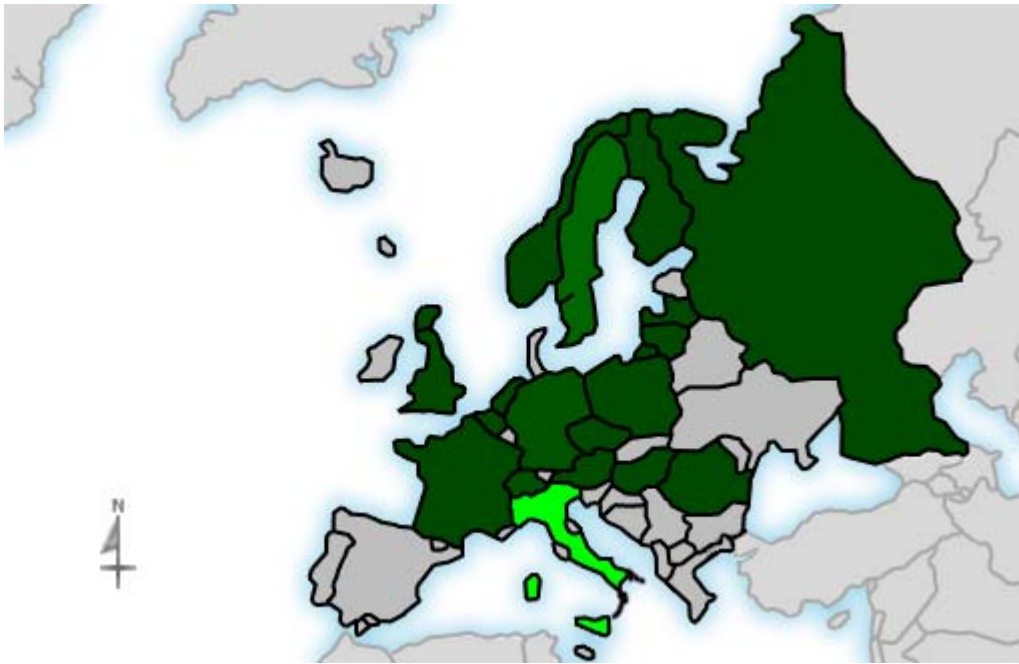
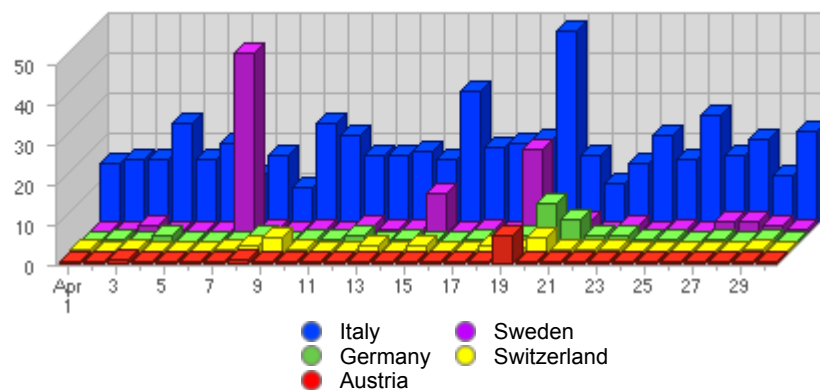














Geographic Info > **European Country****Report Description**

Report Description: European Countries that Visitors came from during the month of April 2007
Report Range: Month of April 2007
Report Scope: Historical Data
List Size: 18 of 18

Map**Activity Breakdown**



#	Flag	Country	Total Visits	Average Visits Historically	Change	Percent of Visits
1.		Italy	582	542,40	+64 ▲	74,43%
2.		Sweden	102	33,60	+58 ▲	13,04%
3.		Germany	38	33,30	+15 ▲	4,86%
4.		Switzerland	25	18,70	-9 ▼	3,20%
5.		Austria	9	2,57	+5 ▲	1,15%
6.		United Kingdom	8	11,00	-1 ▼	1,02%
7.		Netherlands	3	3,00	+2 ▲	0,38%
8.		Belgium	3	2,14	+1 ▲	0,38%
9.		Poland	2	1,71	+1 ▲	0,26%
10.		Czech Republic	2	2,50	+1 ▲	0,26%
11.		France	1	4,00	-1 ▼	0,13%

12.		Norway	1	1,00	+1 ▲	0,13%
13.		Russia	1	0,50	+1 ▲	0,13%
14.		Lithuania	1	-	+1 ▲	0,13%
15.		Romania	1	1,60	+1 ▲	0,13%
16.		Hungary	1	0,88	+1 ▲	0,13%
17.		Finland	1	2,00	+1 ▲	0,13%
18.		Latvia	1	-	+1 ▲	0,13%
			782	658	+131 ▲	

Content created Thursday, May 24, 2007 19:23:23 GMT 1:00
LiveStats® .XSP V8.03 Copyright ©1996-2005 DeepMetrix® Corporation. All rights reserved.
Licensed to Aruba S.p.A..