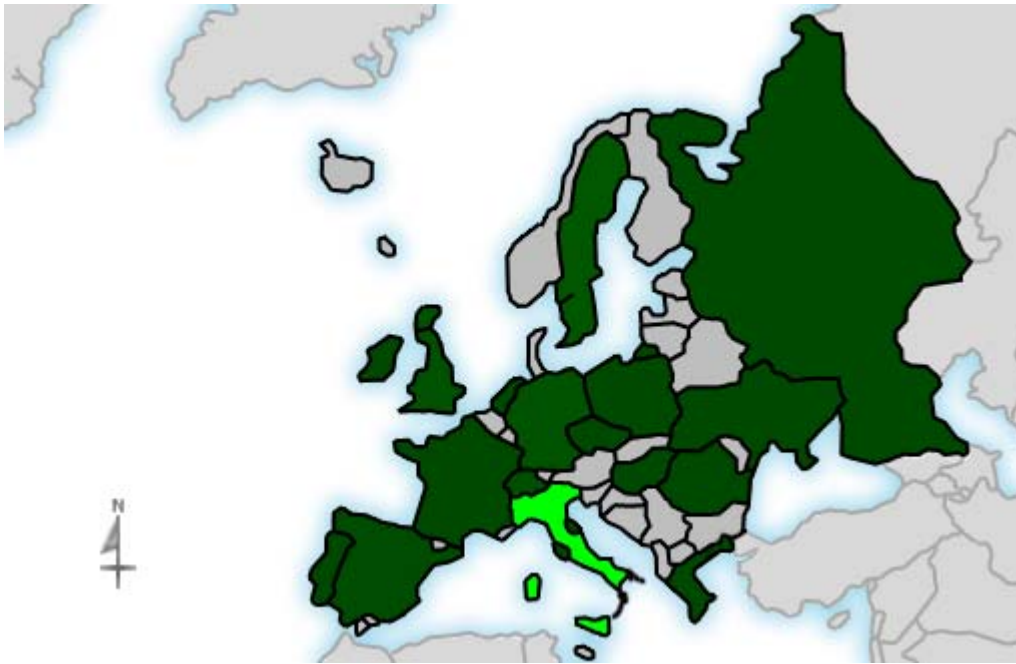
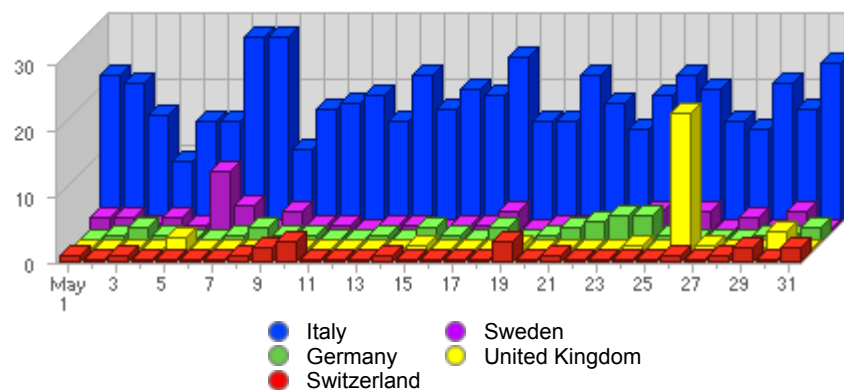










**Geographic Info** > **European Country****Report Description**

Report Description: European Countries that Visitors came from during the month of May 2007  
Report Range: Month of May 2007  
Report Scope: Historical Data  
List Size: 19 of 19

**Map****Activity Breakdown**



#	Flag	Country	Total Visits	Average Visits Historically	Change	Percent of Visits
1.		Italy	573	429,00	+15 ▲	77,85%
2.		Sweden	47	113,75	-54 ▼	6,39%
3.		Germany	34	31,13	+1 ▲	4,62%
4.		United Kingdom	30	18,75	+22 ▲	4,08%
5.		Switzerland	19	8,88	-4 ▼	2,58%
6.		Spain	10	3,50	+10 ▲	1,36%
7.		France	5	8,57	+4 ▲	0,68%
8.		Poland	4	7,33	+2 ▲	0,54%
9.		Russia	2	4,71	+1 ▲	0,27%
10.		Hungary	2	3,17	+1 ▲	0,27%
11.		Ukraine	2	1,60	+2 ▲	0,27%

12.		Ireland	1	1.00	+1 ▲	0,14%
13.		Czech Republic	1	7.00	-1 ▼	0,14%
14.		Netherlands	1	6,17	-1 ▼	0,14%
15.		San Marino	1	0,50	+1 ▲	0,14%
16.		Greece	1	0,50	+1 ▲	0,14%
17.		Vatican City	1	-	+1 ▲	0,14%
18.		Portugal	1	3,80	+1 ▲	0,14%
19.		Romania	1	1,80	0 ▬	0,14%
			736	645	-13 ▼	

Content created Tuesday, November 13, 2007 01:46:17 GMT 1:00  
 LiveStats® .XSP V8.03 Copyright ©1996-2005 DeepMetrix® Corporation. All rights reserved.  
 Licensed to Aruba S.p.A..