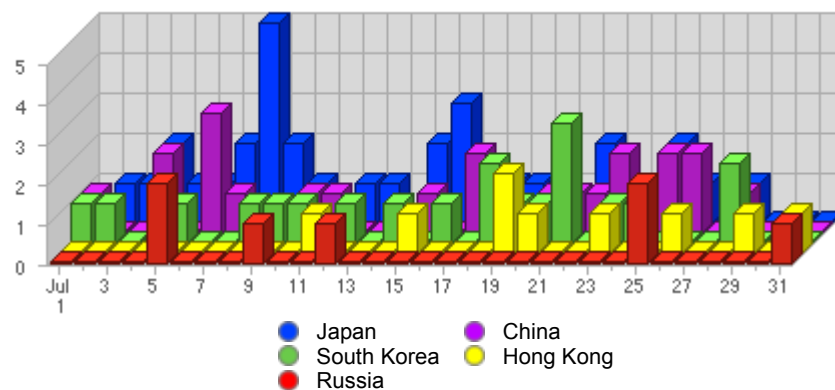














**Geographic Info** > **Asian Country****Report Description**

Report Description: Asian Countries that Visitors came from during the month of July 2007  
Report Range: Month of July 2007  
Report Scope: Historical Data  
List Size: 16 of 16

**Map****Activity Breakdown**



#	Flag	Country	Total Visits	Average Visits Historically	Change	Percent of Visits
1.		Japan	33	14,50	+9 ▲	28,21%
2.		China	23	17,14	-10 ▼	19,66%
3.		South Korea	20	11,83	-16 ▼	17,09%
4.		Hong Kong	9	9,17	-17 ▼	7,69%
5.		Russia	7	4,71	0 ▬	5,98%
6.		Taiwan	7	7,67	+2 ▲	5,98%
7.		Thailand	4	0,75	+3 ▲	3,42%
8.		Indonesia	3	2,50	-3 ▼	2,56%
9.		India	3	6,00	-14 ▼	2,56%
10.		Sri Lanka	2	-	+2 ▲	1,71%
11.		Mongolia	1	-	+1 ▲	0,86%

12.		Turkey	1	3,40	-10 ▼	0,86%
13.		Israel	1	2,83	-4 ▼	0,86%
14.		Bangladesh	1	-	+1 ▲	0,86%
15.		Philippines	1	-	-1 ▼	0,86%
16.		Armenia	1	-	+1 ▲	0,86%
			117	66	-67 ▼	

Content created Tuesday, November 13, 2007 02:14:07 GMT 1:00  
LiveStats® .XSP V8.03 Copyright ©1996-2005 DeepMetrix® Corporation. All rights reserved.  
Licensed to Aruba S.p.A..