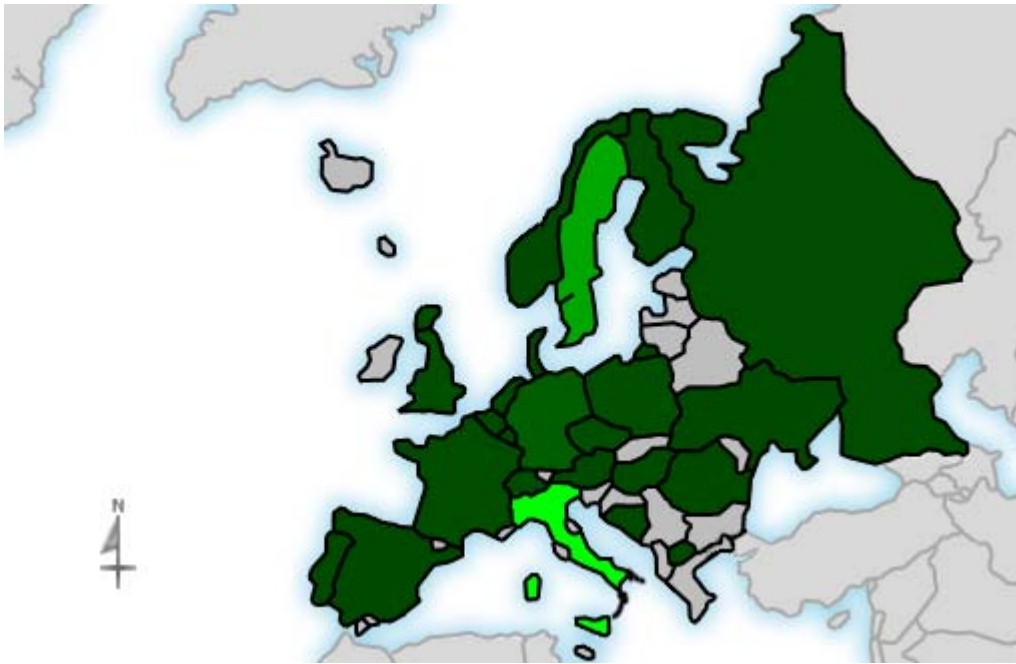
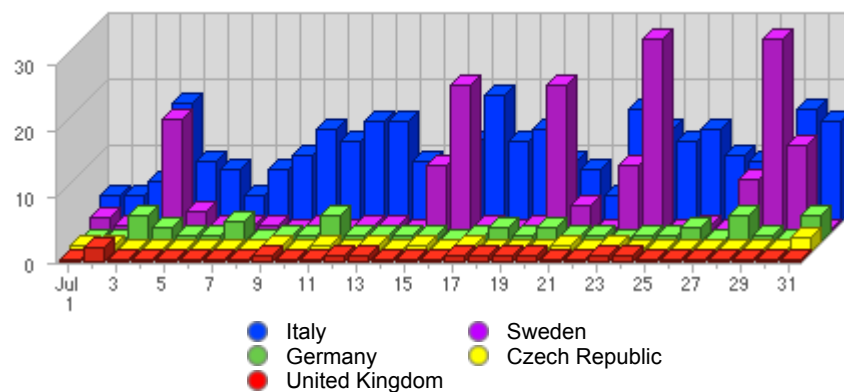








**Geographic Info** > **European Country****Report Description**

Report Description: European Countries that Visitors came from during the month of July 2007  
Report Range: Month of July 2007  
Report Scope: Historical Data  
List Size: 23 of 23

**Map****Activity Breakdown**



#	Flag	Country	Total Visits	Average Visits Historically	Change	Percent of Visits
1.		Italy	334	429.00	-161 ▼	51,78%
2.		Sweden	179	113,75	+15 ▲	27,75%
3.		Germany	42	31,13	-16 ▼	6,51%
4.		Czech Republic	11	7.00	+2 ▲	1,71%
5.		United Kingdom	11	18,75	-23 ▼	1,71%
6.		Poland	11	7,33	-1 ▼	1,71%
7.		Netherlands	9	6,17	-1 ▼	1,40%
8.		France	9	8,57	-13 ▼	1,40%
9.		Russia	7	4,71	0 ▬	1,09%
10.		Switzerland	6	8,88	-4 ▼	0,93%
11.		Portugal	5	3,80	0 ▬	0,78%

12.		Hungary	4	3,17	+1 ▲	0,62%
13.		Belgium	3	1,80	-1 ▼	0,47%
14.		Spain	3	3,50	-8 ▼	0,47%
15.		Luxembourg	2	-	+1 ▲	0,31%
16.		Romania	2	1,80	-1 ▼	0,31%
17.		Bosnia & Herzegovina	1	-	0 ▬	0,16%
18.		Ukraine	1	1,60	-1 ▼	0,16%
19.		Macedonia	1	-	-1 ▼	0,16%
20.		Austria	1	3,50	-1 ▼	0,16%
21.		Norway	1	1,00	-1 ▼	0,16%
22.		Denmark	1	-	-1 ▼	0,16%
23.		Finland	1	0,50	0 ▬	0,16%
			645	645	-228 ▼	

Content created Tuesday, November 13, 2007 02:11:50 GMT 1:00  
 LiveStats® .XSP V8.03 Copyright ©1996-2005 DeepMatrix® Corporation. All rights reserved.  
 Licensed to Aruba S.p.A..