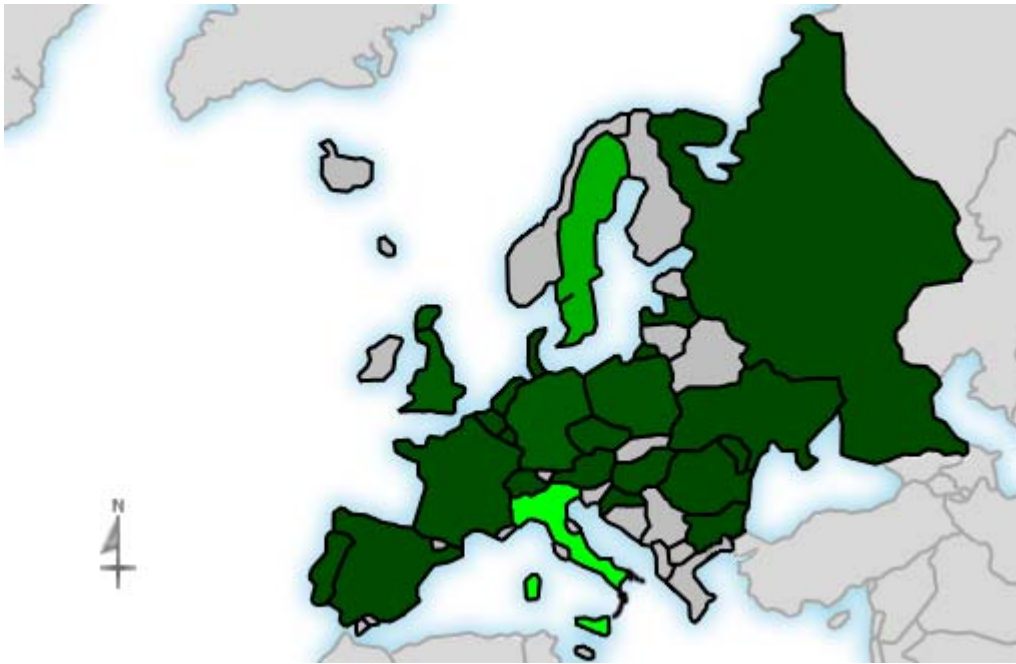
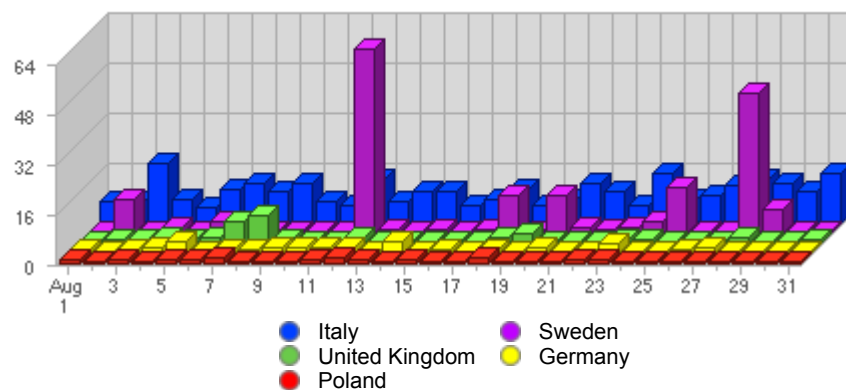



Geographic Info > **European Country****Report Description**

Report Description: European Countries that Visitors came from during the month of August 2007
Report Range: Month of August 2007
Report Scope: Historical Data
List Size: 23 of 23

Map**Activity Breakdown**



#	Flag	Country	Total Visits	Average Visits Historically	Change	Percent of Visits
1.		Italy	313	429.00	-21 ▼	47,42%
2.		Sweden	181	113,75	+2 ▲	27,42%
3.		United Kingdom	36	18,75	+25 ▲	5,46%
4.		Germany	32	31,13	-10 ▼	4,85%
5.		Poland	15	7,33	+4 ▲	2,27%
6.		Netherlands	13	6,17	+4 ▲	1,97%
7.		France	12	8,57	+3 ▲	1,82%
8.		Czech Republic	12	7.00	+1 ▲	1,82%
9.		Hungary	8	3,17	+4 ▲	1,21%
10.		Portugal	8	3,80	+3 ▲	1,21%
11.		Russia	5	4,71	-2 ▼	0,76%

12.		Austria	4	3,50	+3 ▲	0,61%
13.		Spain	4	3,50	+1 ▲	0,61%
14.		Latvia	3	3,00	+3 ▲	0,46%
15.		Switzerland	3	8,88	-3 ▼	0,46%
16.		Romania	3	1,80	+1 ▲	0,46%
17.		Ukraine	2	1,60	+1 ▲	0,30%
18.		Moldova	1	-	+1 ▲	0,15%
19.		Bulgaria	1	-	+1 ▲	0,15%
20.		Luxembourg	1	-	-1 ▼	0,15%
21.		Belgium	1	1,80	-2 ▼	0,15%
22.		Denmark	1	-	0 ▬	0,15%
23.		Croatia	1	-	+1 ▲	0,15%
			660	645	+15 ▲	

Content created Tuesday, November 13, 2007 02:23:46 GMT 1:00
 LiveStats® .XSP V8.03 Copyright ©1996-2005 DeepMetrix® Corporation. All rights reserved.
 Licensed to Aruba S.p.A..