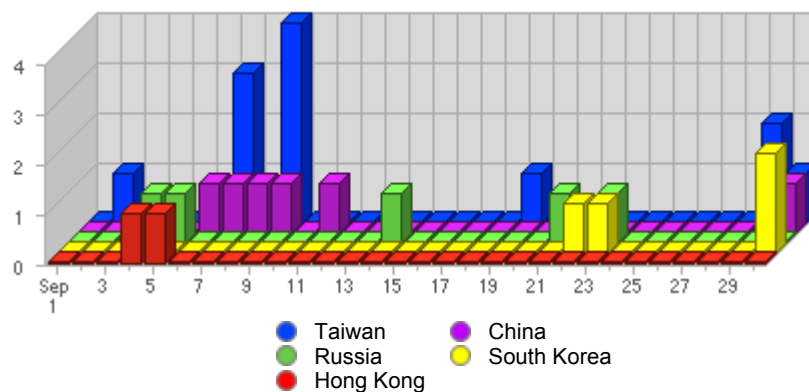














Geographic Info > [Asian Country](#)**Report Description**

Report Description: Asian Countries that Visitors came from during the month of September 2007
Report Range: Month of September 2007
Report Scope: Historical Data
List Size: 12 of 12

Map**Activity Breakdown**



#	Flag	Country	Total Visits	Average Visits Historically	Change	Percent of Visits
1.		Taiwan	12	7,67	-5 ▼	32,43%
2.		China	6	17,14	-31 ▼	16,22%
3.		Russia	5	4,71	0 ▬	13,51%
4.		South Korea	4	11,83	-1 ▼	10,81%
5.		Hong Kong	2	9,17	-9 ▼	5,41%
6.		Israel	2	2,83	-4 ▼	5,41%
7.		Philippines	1	-	0 ▬	2,70%
8.		Cyprus	1	-	+1 ▲	2,70%
9.		India	1	6,00	-3 ▼	2,70%
10.		Turkey	1	3,40	+1 ▲	2,70%
11.		Thailand	1	0,75	+1 ▲	2,70%

12.		Japan	1	14,50	-17 ▼	2,70%
			37	66	-75 ▼	

Content created Tuesday, November 13, 2007 02:58:27 GMT 1:00
LiveStats® .XSP V8.03 Copyright ©1996-2005 DeepMetrix® Corporation. All rights reserved.
Licensed to Aruba S.p.A..