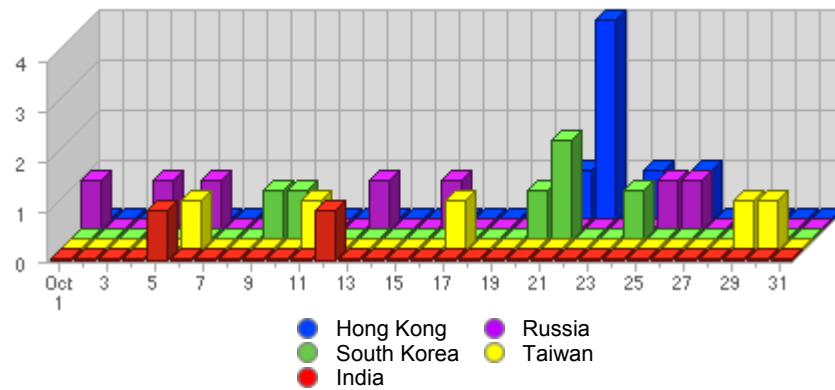













Geographic Info > **Asian Country****Report Description**

Report Description: Asian Countries that Visitors came from during the month of October 2007
Report Range: Month of October 2007
Report Scope: Historical Data
List Size: 12 of 12

Map**Activity Breakdown**



#	Flag	Country	Total Visits	Average Visits Historically	Change	Percent of Visits
1.		Hong Kong	7	9,17	+5 ▲	18,92%
2.		Russia	7	4,71	+2 ▲	18,92%
3.		South Korea	6	11,83	+2 ▲	16,22%
4.		Taiwan	5	7,67	-7 ▼	13,51%
5.		India	2	6,00	+1 ▲	5,41%
6.		Israel	2	2,83	0 ▬	5,41%
7.		China	2	17,14	-4 ▼	5,41%
8.		Japan	2	14,50	+1 ▲	5,41%
9.		Thailand	1	0,75	0 ▬	2,70%
10.		Indonesia	1	2,50	+1 ▲	2,70%
11.		Malaysia	1	0,67	+1 ▲	2,70%

12.		Philippines	1	-	0 	2,70%
			37	66	0 	

Content created Tuesday, November 13, 2007 03:05:41 GMT 1:00
LiveStats® .XSP V8.03 Copyright ©1996-2005 DeepMetrix® Corporation. All rights reserved.
Licensed to Aruba S.p.A..