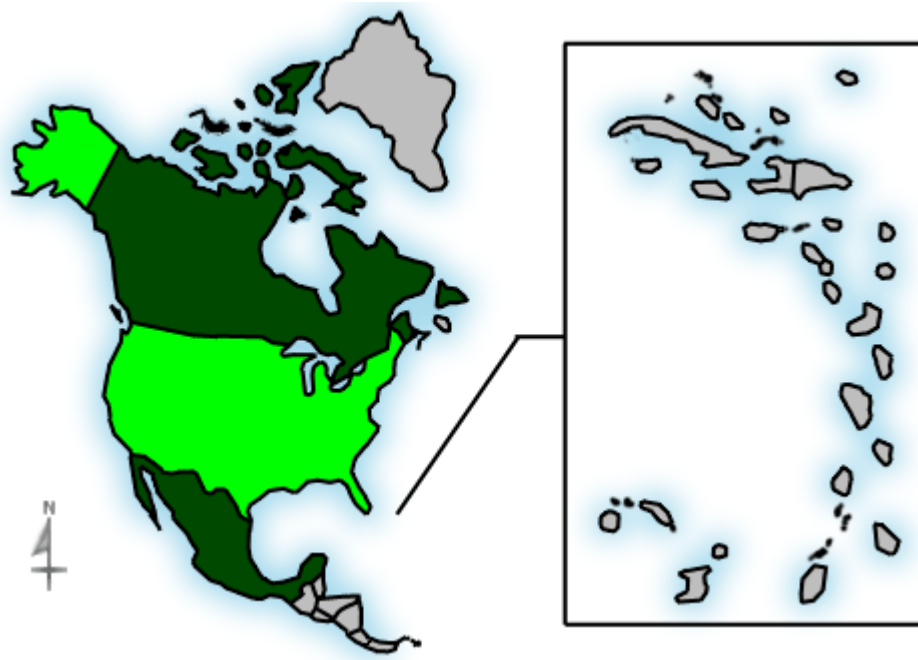
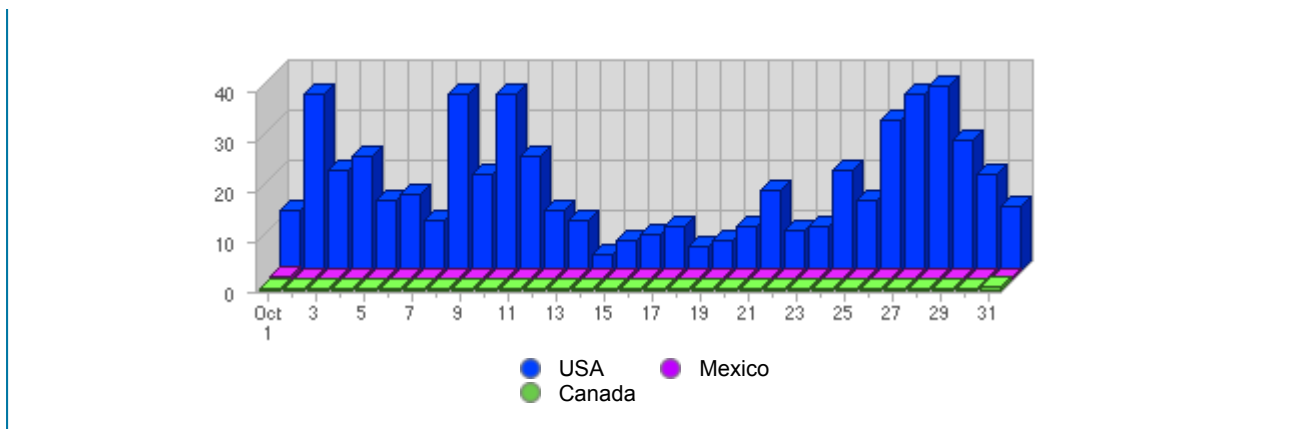





Geographic Info > **North American Country****Report Description**

Report Description: North American Countries that Visitors came from during the month of October 2007
Report Range: Month of October 2007
Report Scope: Historical Data
List Size: 3 of 3

Map**Activity Breakdown**



#	Flag	Country	Total Visits	Average Visits Historically	Change	Percent of Visits
1.		USA	535	765,63	-66 ▼	99,63%
2.		Mexico	1	-	+1 ▲	0,19%
3.		Canada	1	5,29	-4 ▼	0,19%
			537	770	-69 ▼	

Content created Tuesday, November 13, 2007 03:03:27 GMT 1:00
 LiveStats® .XSP V8.03 Copyright ©1996-2005 DeepMetrix® Corporation. All rights reserved.
 Licensed to Aruba S.p.A..