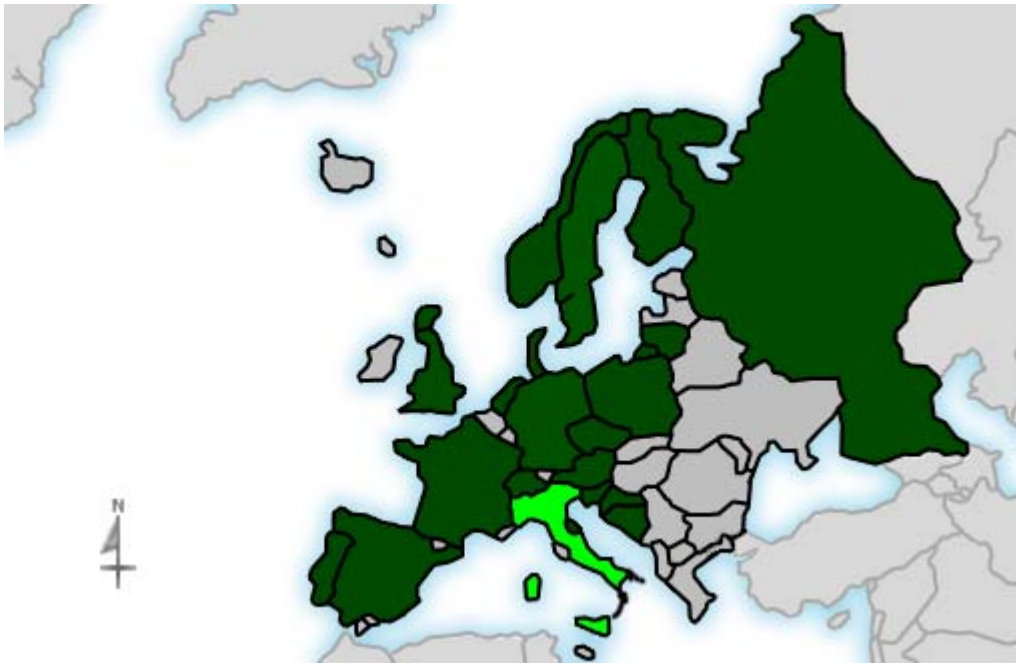
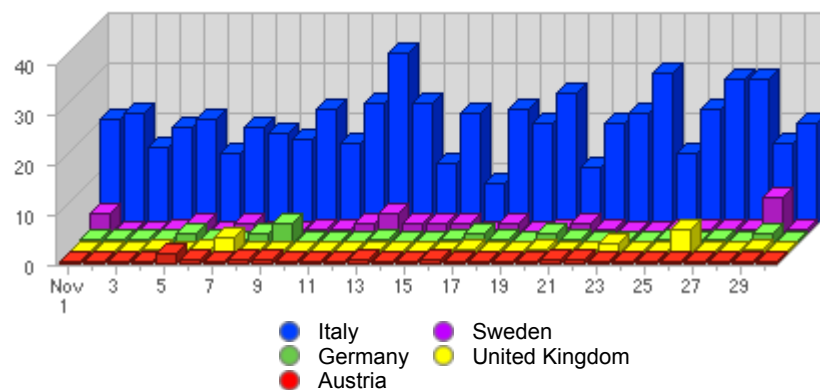












**Geographic Info** > **European Country****Report Description**

Report Description: European Countries that Visitors came from during the month of November 2007  
Report Range: Month of November 2007  
Report Scope: Historical Data  
List Size: 21 of 21

**Map****Activity Breakdown**



#	Flag	Country	Total Visits	Average Visits Historically	Change	Percent of Visits
1.		Italy	612	449,33	+16 ▲	82,37%
2.		Sweden	41	105,67	-52 ▼	5,52%
3.		Germany	25	28,80	+6 ▲	3,37%
4.		United Kingdom	15	18,33	-7 ▼	2,02%
5.		Austria	9	4,29	-1 ▼	1,21%
6.		Switzerland	7	8,67	+3 ▲	0,94%
7.		Russia	7	5,00	0 ▬	0,94%
8.		Spain	5	3,71	+3 ▲	0,67%
9.		Denmark	3	-	+2 ▲	0,40%
10.		France	3	7,88	-6 ▼	0,40%
11.		Norway	2	1,20	+1 ▲	0,27%

12.		Czech Republic	2	6,38	-1 ▼	0,27%
13.		Finland	2	0,50	+2 ▲	0,27%
14.		Slovenia	2	-	-1 ▼	0,27%
15.		Lithuania	2	-	+2 ▲	0,27%
16.		Bosnia & Herzegovina	1	-	+1 ▲	0,14%
17.		Portugal	1	3,33	+1 ▲	0,14%
18.		Netherlands	1	5,00	-1 ▼	0,14%
19.		San Marino	1	0,67	0 ▬	0,14%
20.		Poland	1	6,25	+1 ▲	0,14%
21.		Croatia	1	-	0 ▬	0,14%
			743	592	-43 ▼	

Content created Tuesday, January 1, 2008 13:48:53 GMT 1:00  
 LiveStats® .XSP V8.03 Copyright ©1996-2005 DeepMetrix® Corporation. All rights reserved.  
 Licensed to Aruba S.p.A..