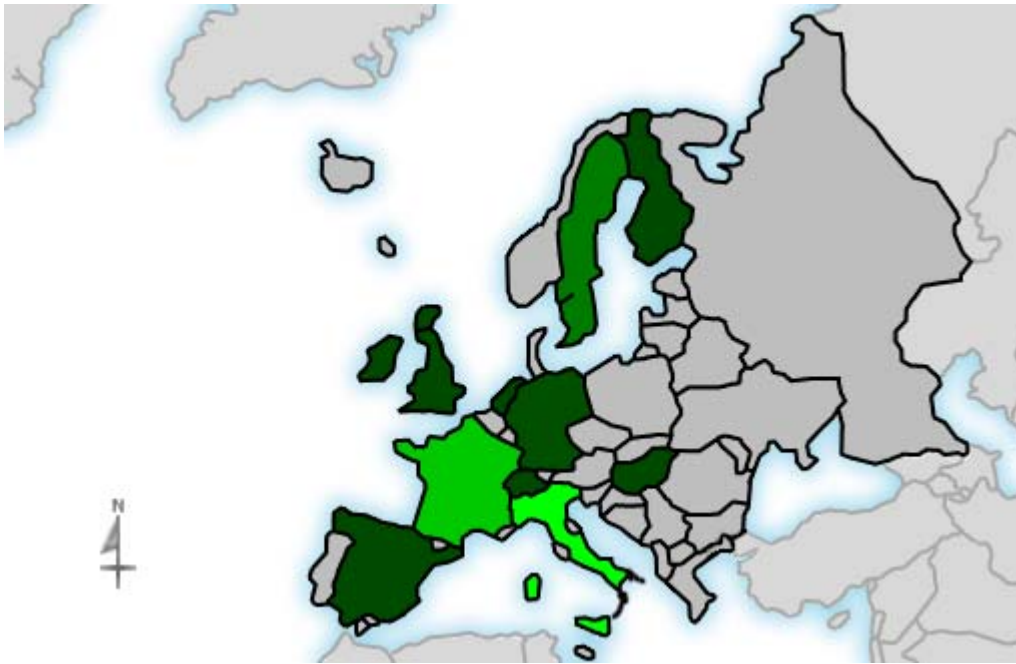
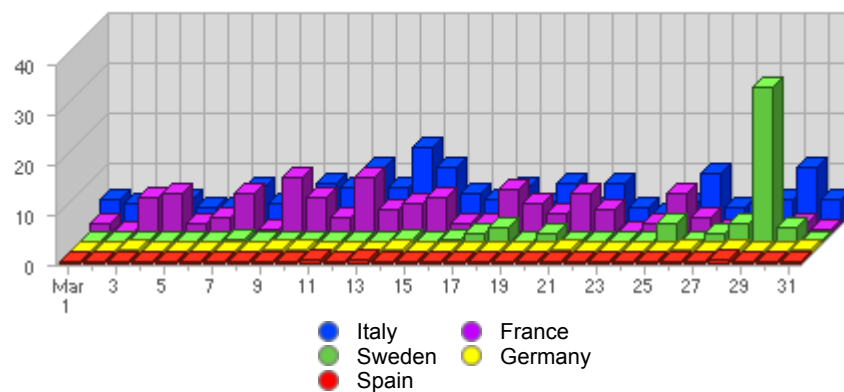













**Geographic Info** > **European Country****Report Description**

Report Description: European Countries that Visitors came from during the month of March 2007  
Report Range: Month of March 2007  
Report Scope: Historical Data  
List Size: 11 of 11

**Map****Activity Breakdown**



#	Flag	Country	Total Visits	Average Visits Historically	Change	Percent of Visits
1.		Italy	187	132,18	-3 ▼	47,58%
2.		France	134	56,91	+73 ▲	34,10%
3.		Sweden	54	31,46	+45 ▲	13,74%
4.		Germany	8	3,50	+4 ▲	2,04%
5.		Spain	3	4,38	+2 ▲	0,76%
6.		Netherlands	2	3,00	-2 ▼	0,51%
7.		Hungary	1	-	+1 ▲	0,25%
8.		Ireland	1	3,38	+1 ▲	0,25%
9.		United Kingdom	1	2,00	0 ▬	0,25%
10.		Finland	1	0,50	+1 ▲	0,25%
11.		Switzerland	1	2,00	+1 ▲	0,25%
			393	233		



Content created Tuesday, November 13, 2007 12:55:05 GMT 1:00  
LiveStats® .XSP V8.03 Copyright ©1996-2005 DeepMetrix® Corporation. All rights reserved.  
Licensed to Aruba S.p.A..