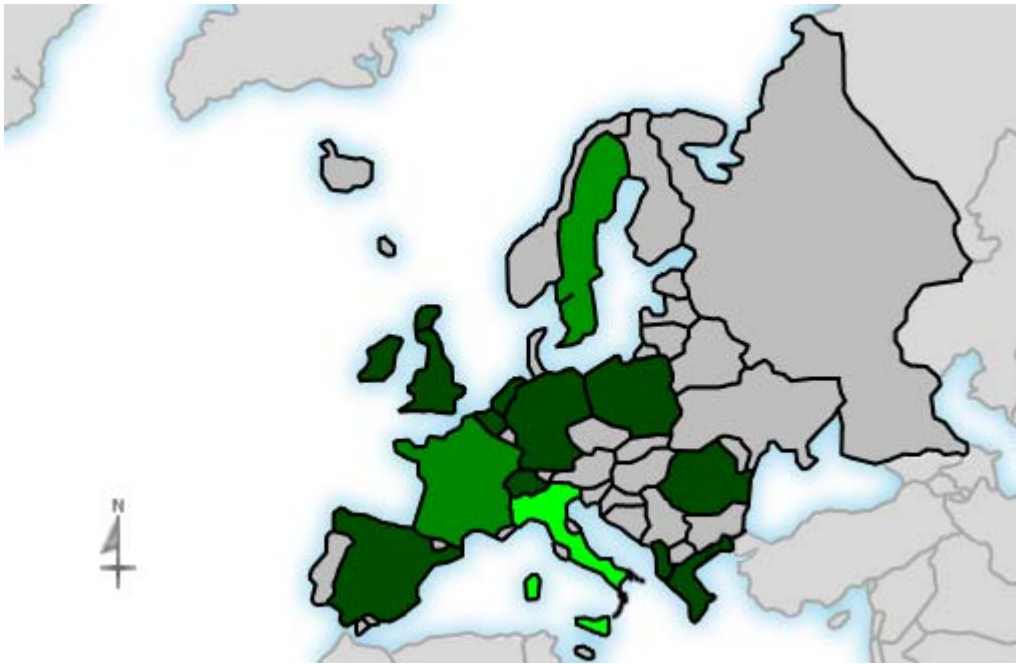
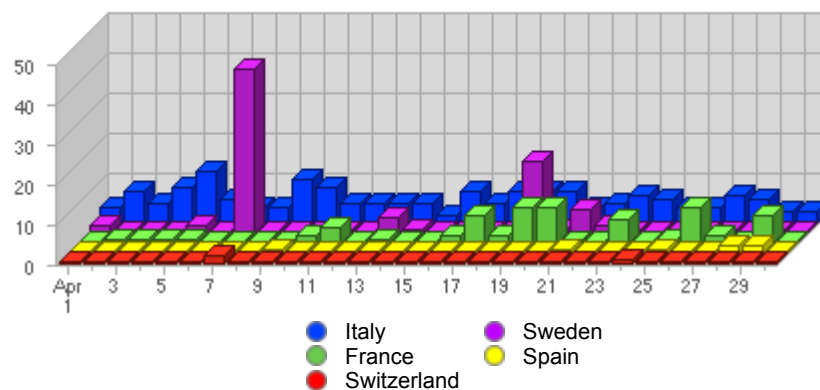





Geographic Info > **European Country****Report Description**

Report Description: European Countries that Visitors came from during the month of April 2007
Report Range: Month of April 2007
Report Scope: Historical Data
List Size: 14 of 14

Map**Activity Breakdown**



#	Flag	Country	Total Visits	Average Visits Historically	Change	Percent of Visits
1.		Italy	181	132,18	-6 ▼	52,01%
2.		Sweden	77	31,46	+23 ▲	22,13%
3.		France	65	56,91	-69 ▼	18,68%
4.		Spain	7	4,38	+4 ▲	2,01%
5.		Switzerland	3	2,00	+2 ▲	0,86%
6.		Ireland	3	3,38	+2 ▲	0,86%
7.		Netherlands	3	3,00	+1 ▲	0,86%
8.		United Kingdom	2	2,00	+1 ▲	0,58%
9.		Romania	2	-	+2 ▲	0,58%
10.		Albania	1	-	+1 ▲	0,29%
11.		Germany	1	3,50	-7 ▼	0,29%

12.		Belgium	1	-	+1 ▲	0,29%
13.		Poland	1	2,50	+1 ▲	0,29%
14.		Greece	1	-	+1 ▲	0,29%
			348	233	-45 ▼	

Content created Tuesday, November 13, 2007 13:04:54 GMT 1:00
LiveStats® .XSP V8.03 Copyright ©1996-2005 DeepMetrix® Corporation. All rights reserved.
Licensed to Aruba S.p.A..