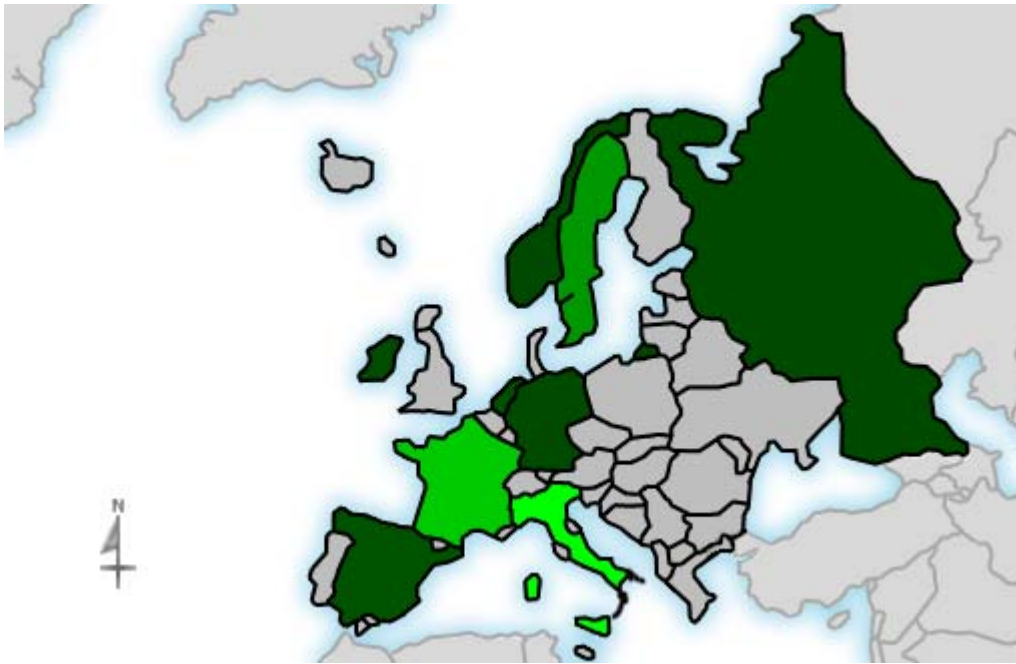
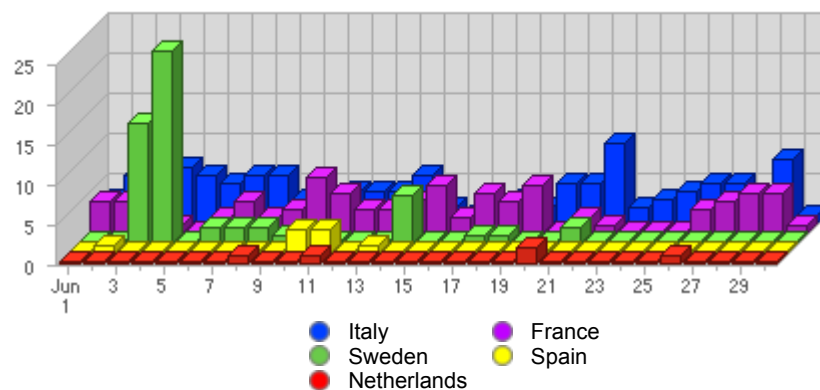











Geographic Info > **European Country****Report Description**

Report Description: European Countries that Visitors came from during the month of June 2007
Report Range: Month of June 2007
Report Scope: Historical Data
List Size: 9 of 9

Map**Activity Breakdown**



#	Flag	Country	Total Visits	Average Visits Historically	Change	Percent of Visits
1.		Italy	123	132,18	-7 ▼	42,71%
2.		France	89	56,91	+9 ▲	30,90%
3.		Sweden	56	31,46	+49 ▲	19,44%
4.		Spain	8	4,38	+2 ▲	2,78%
5.		Netherlands	5	3,00	0 ▬	1,74%
6.		Ireland	3	3,38	-1 ▼	1,04%
7.		Germany	2	3,50	-3 ▼	0,69%
8.		Russia	1	1,00	+1 ▲	0,35%
9.		Norway	1	0,50	0 ▬	0,35%
			288	233	+39 ▲	

Content created Tuesday, November 13, 2007 15:02:34 GMT 1:00
 LiveStats® .XSP V8.03 Copyright ©1996-2005 DeepMetrix® Corporation. All rights reserved.
 Licensed to Aruba S.p.A..