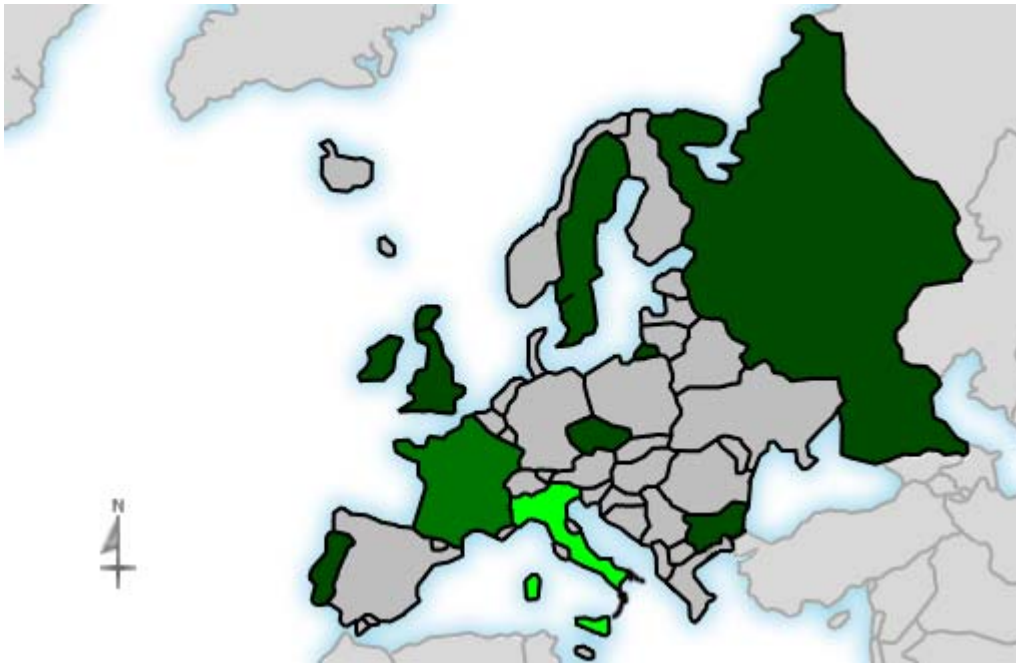
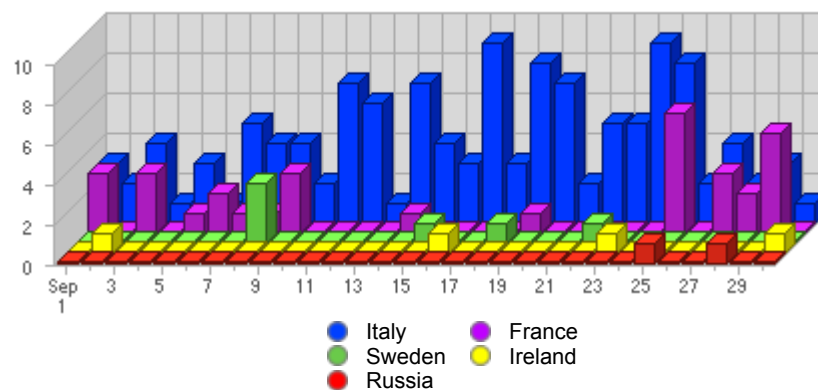











**Geographic Info** > **European Country****Report Description**

Report Description: European Countries that Visitors came from during the month of September 2007  
Report Range: Month of September 2007  
Report Scope: Historical Data  
List Size: 9 of 9

**Map****Activity Breakdown**



#	Flag	Country	Total Visits	Average Visits Historically	Change	Percent of Visits
1.		Italy	125	132,18	+27 ▲	71,84%
2.		France	32	56,91	-1 ▼	18,39%
3.		Sweden	6	31,46	-32 ▼	3,45%
4.		Ireland	4	3,38	0 ▬	2,30%
5.		Russia	2	1,00	+1 ▲	1,15%
6.		Bulgaria	2	-	+2 ▲	1,15%
7.		Portugal	1	-	+1 ▲	0,58%
8.		Czech Republic	1	-	+1 ▲	0,58%
9.		United Kingdom	1	2,00	+1 ▲	0,58%
			174	233	-7 ▼	

Content created Tuesday, November 13, 2007 15:16:08 GMT 1:00  
 LiveStats® .XSP V8.03 Copyright ©1996-2005 DeepMetrix® Corporation. All rights reserved.  
 Licensed to Aruba S.p.A..