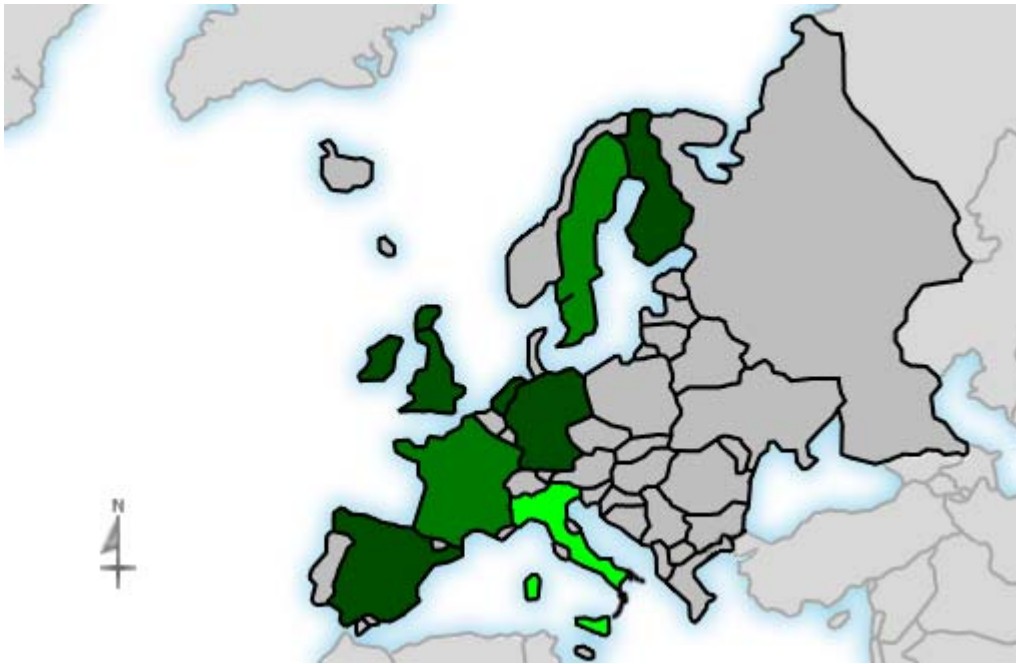
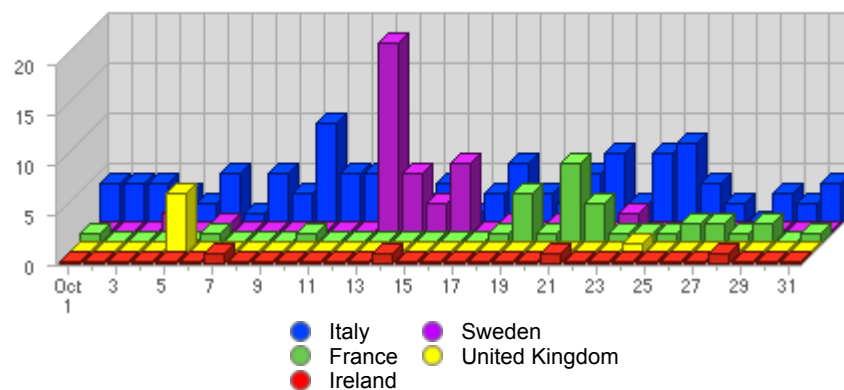











Geographic Info > **European Country****Report Description**

Report Description: European Countries that Visitors came from during the month of October 2007
Report Range: Month of October 2007
Report Scope: Historical Data
List Size: 9 of 9

Map**Activity Breakdown**



#	Flag	Country	Total Visits	Average Visits Historically	Change	Percent of Visits
1.		Italy	118	132,18	-7 ▼	55,66%
2.		Sweden	42	31,46	+36 ▲	19,81%
3.		France	33	56,91	+1 ▲	15,57%
4.		United Kingdom	7	2,00	+6 ▲	3,30%
5.		Ireland	4	3,38	0 ▬	1,89%
6.		Spain	3	4,38	+3 ▲	1,42%
7.		Netherlands	2	3,00	+2 ▲	0,94%
8.		Germany	2	3,50	+2 ▲	0,94%
9.		Finland	1	0,50	+1 ▲	0,47%
			212	233	+38 ▲	

Content created Tuesday, November 13, 2007 15:24:03 GMT 1:00
 LiveStats® .XSP V8.03 Copyright ©1996-2005 DeepMetrix® Corporation. All rights reserved.
 Licensed to Aruba S.p.A..