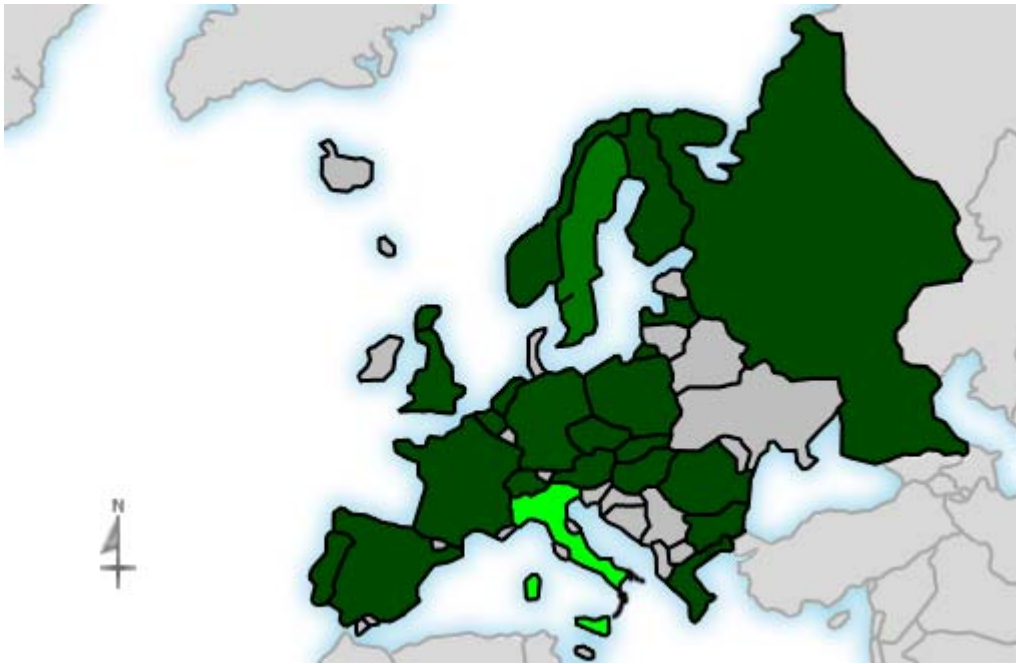
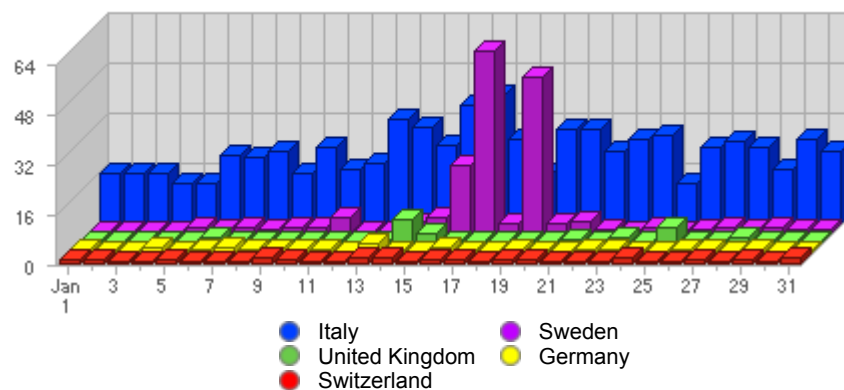
























Geographic Info > **European Country****Report Description**

Report Description: European Countries that Visitors came from during the month of January 2008
Report Range: Month of January 2008
Report Scope: Historical Data
List Size: 22 of 22

Map**Activity Breakdown**



#	Flag	Country	Total Visits	Average Visits Historically	Change	Percent of Visits
1.		Italy	719	486,50	+185 ▲	72,26%
2.		Sweden	174	122,17	+136 ▲	17,49%
3.		United Kingdom	23	18,55	+7 ▲	2,31%
4.		Germany	21	28,09	+7 ▲	2,11%
5.		Switzerland	20	10,50	+13 ▲	2,01%
6.		Spain	4	3,90	0 ▬	0,40%
7.		Portugal	4	3,25	+2 ▲	0,40%
8.		Russia	4	4,70	+1 ▲	0,40%
9.		Netherlands	4	4,90	-1 ▼	0,40%
10.		Hungary	4	3,29	+4 ▲	0,40%
11.		Greece	3	1,33	+3 ▲	0,30%

12.		Austria	2	4,50	-4 ▼	0,20%
13.		Belgium	2	2,13	+1 ▲	0,20%
14.		Poland	2	5,36	-4 ▼	0,20%
15.		Latvia	2	2,67	+2 ▲	0,20%
16.		Finland	1	0,50	+1 ▲	0,10%
17.		France	1	6,50	0 ▬	0,10%
18.		Norway	1	1,29	-1 ▼	0,10%
19.		Slovakia	1	-	+1 ▲	0,10%
20.		Czech Republic	1	5,50	-2 ▼	0,10%
21.		Bulgaria	1	-	+1 ▲	0,10%
22.		Romania	1	1,57	0 ▬	0,10%
			995	701	+339 ▲	

Content created Monday, March 3, 2008 10:22:28 GMT 1:00
 LiveStats® .XSP V8.03 Copyright ©1996-2005 DeepMetrix® Corporation. All rights reserved.
 Licensed to Aruba S.p.A..