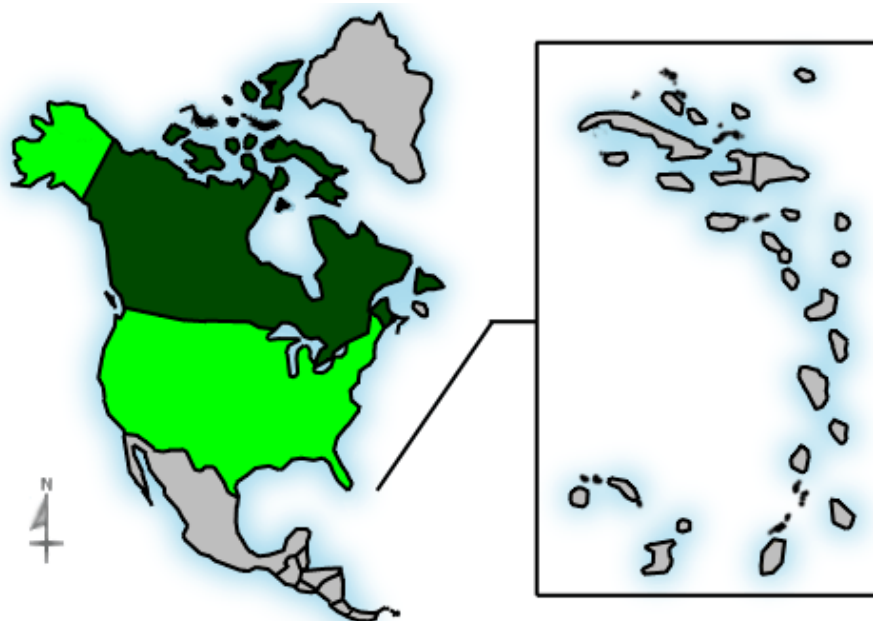
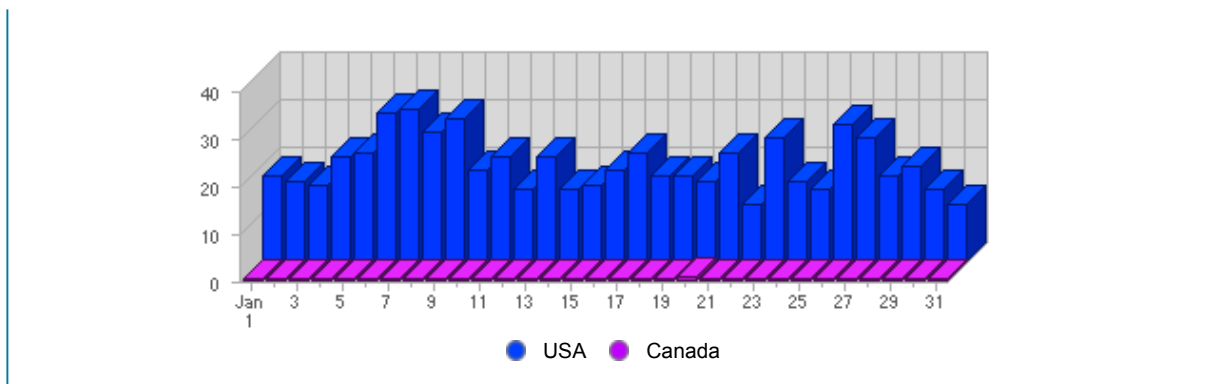




**Geographic Info** > **North American Country****Report Description**

Report Description: North American Countries that Visitors came from during the month of January 2008  
Report Range: Month of January 2008  
Report Scope: Historical Data  
List Size: 2 of 2

**Map****Activity Breakdown**



#	Flag	Country	Total Visits	Average Visits Historically	Change	Percent of Visits
1.		USA	633	672,25	+221 ▲	99,84%
2.		Canada	1	5,29	+1 ▲	0,16%
			634	675	+222 ▲	

Content created Monday, March 3, 2008 10:20:36 GMT 1:00  
 LiveStats® .XSP V8.03 Copyright ©1996-2005 DeepMetrix® Corporation. All rights reserved.  
 Licensed to Aruba S.p.A..