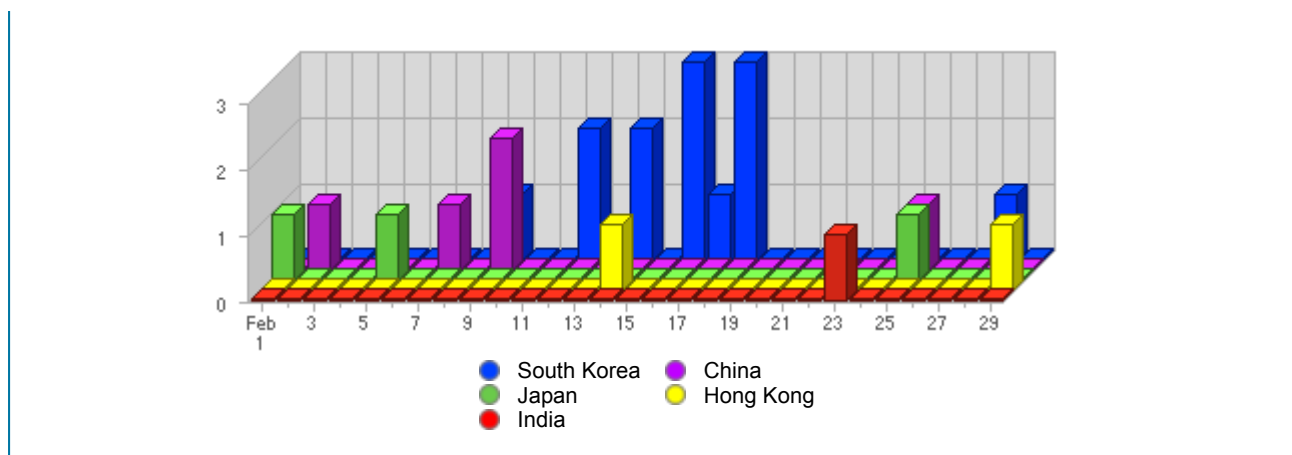












**Geographic Info** > [Asian Country](#)**Report Description**

Report Description: Asian Countries that Visitors came from during the month of February 2008  
Report Range: Month of February 2008  
Report Scope: Historical Data  
List Size: 10 of 10

**Map****Activity Breakdown**



#	Flag	Country	Total Visits	Average Visits Historically	Change	Percent of Visits
1.		South Korea	13	9,78	+7 ▲	44,83%
2.		China	5	13,60	-3 ▼	17,24%
3.		Japan	3	12,00	-4 ▼	10,35%
4.		Hong Kong	2	9,17	+2 ▲	6,90%
5.		India	1	5,29	0 ▬	3,45%
6.		Russia	1	4,70	-3 ▼	3,45%
7.		Israel	1	2,20	0 ▬	3,45%
8.		Thailand	1	0,80	+1 ▲	3,45%
9.		Malaysia	1	0,75	0 ▬	3,45%
10.		Philippines	1	-	+1 ▲	3,45%
			29	52	-6 ▼	

Content created Monday, March 3, 2008 10:39:55 GMT 1:00

LiveStats® .XSP V8.03 Copyright ©1996-2005 DeepMetrix® Corporation. All rights reserved.  
Licensed to Aruba S.p.A..