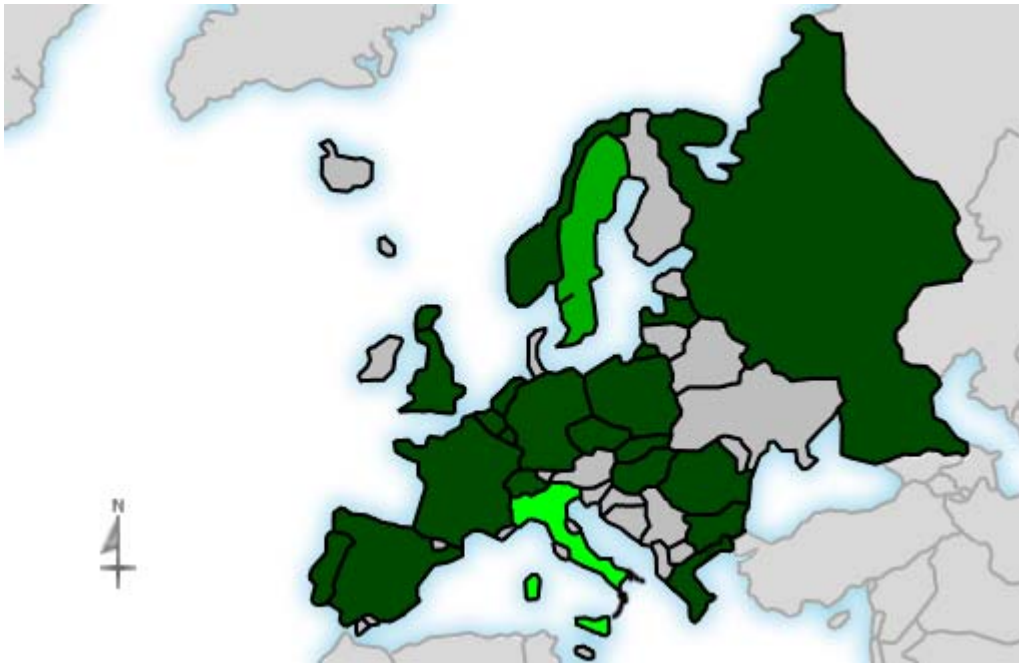
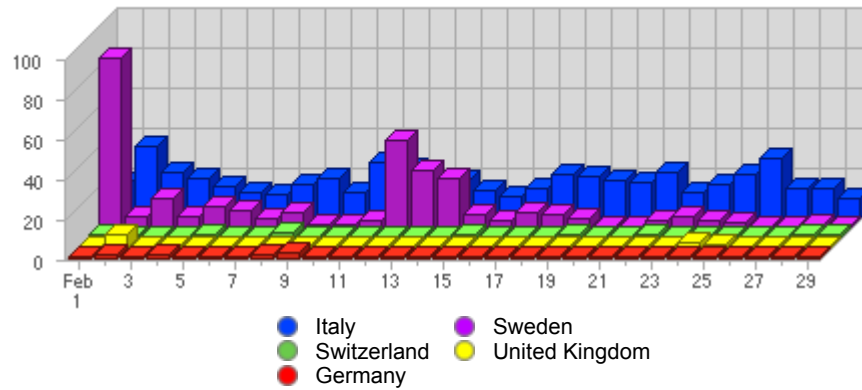























Geographic Info > **European Country****Report Description**

Report Description: European Countries that Visitors came from during the month of February 2008
Report Range: Month of February 2008
Report Scope: Historical Data
List Size: 21 of 21

Map**Activity Breakdown**



#	Flag	Country	Total Visits	Average Visits Historically	Change	Percent of Visits
1.		Italy	541	486,50	-178 ▼	57,92%
2.		Sweden	303	122,17	+129 ▲	32,44%
3.		Switzerland	21	10,50	+1 ▲	2,25%
4.		United Kingdom	18	18,55	-5 ▼	1,93%
5.		Germany	15	28,09	-6 ▼	1,61%
6.		France	6	6,50	+5 ▲	0,64%
7.		Portugal	5	3,25	+1 ▲	0,54%
8.		Spain	5	3,90	+1 ▲	0,54%
9.		Czech Republic	3	5,50	+2 ▲	0,32%
10.		Latvia	3	2,67	+1 ▲	0,32%
11.		Norway	2	1,29	+1 ▲	0,21%

12.		Netherlands	2	4,90	-2 ▼	0,21%
13.		Greece	2	1,33	-1 ▼	0,21%
14.		Russia	1	4,70	-3 ▼	0,11%
15.		Bulgaria	1	-	0 ▬	0,11%
16.		Romania	1	1,57	0 ▬	0,11%
17.		Hungary	1	3,29	-3 ▼	0,11%
18.		Slovakia	1	-	0 ▬	0,11%
19.		Luxembourg	1	-	+1 ▲	0,11%
20.		Belgium	1	2,13	-1 ▼	0,11%
21.		Poland	1	5,36	-1 ▼	0,11%
			934	701	-61 ▼	

Content created Monday, March 3, 2008 10:38:11 GMT 1:00
 LiveStats® .XSP V8.03 Copyright ©1996-2005 DeepMetrix® Corporation. All rights reserved.
 Licensed to Aruba S.p.A..