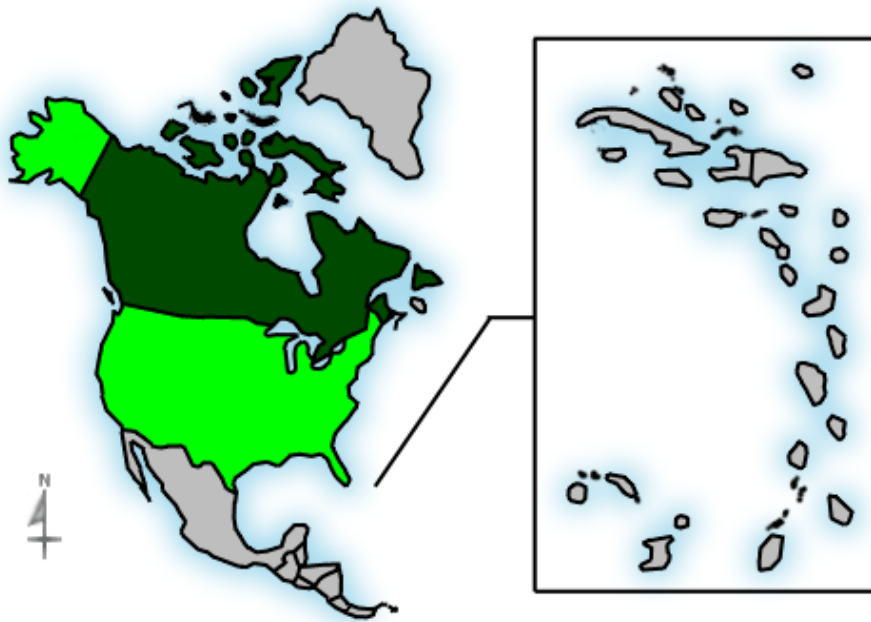
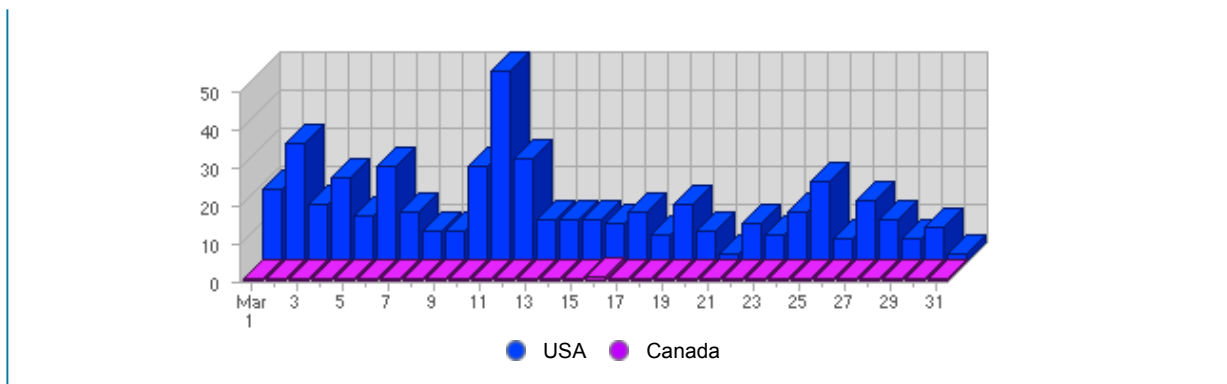




Geographic Info > **North American Country****Report Description**

Report Description: North American Countries that Visitors came from during the month of March 2008
Report Range: Month of March 2008
Report Scope: Historical Data
List Size: 2 of 2

Map**Activity Breakdown**



#	Flag	Country	Total Visits	Average Visits Historically	Change	Percent of Visits
1.		USA	444	344,33	+44 ▲	99,78%
2.		Canada	1	-	+1 ▲	0,23%
			445	344	+45 ▲	

Content created Saturday, April 5, 2008 10:17:54 GMT 1:00
 LiveStats® .XSP V8.03 Copyright ©1996-2005 DeepMetrix® Corporation. All rights reserved.
 Licensed to Aruba S.p.A..