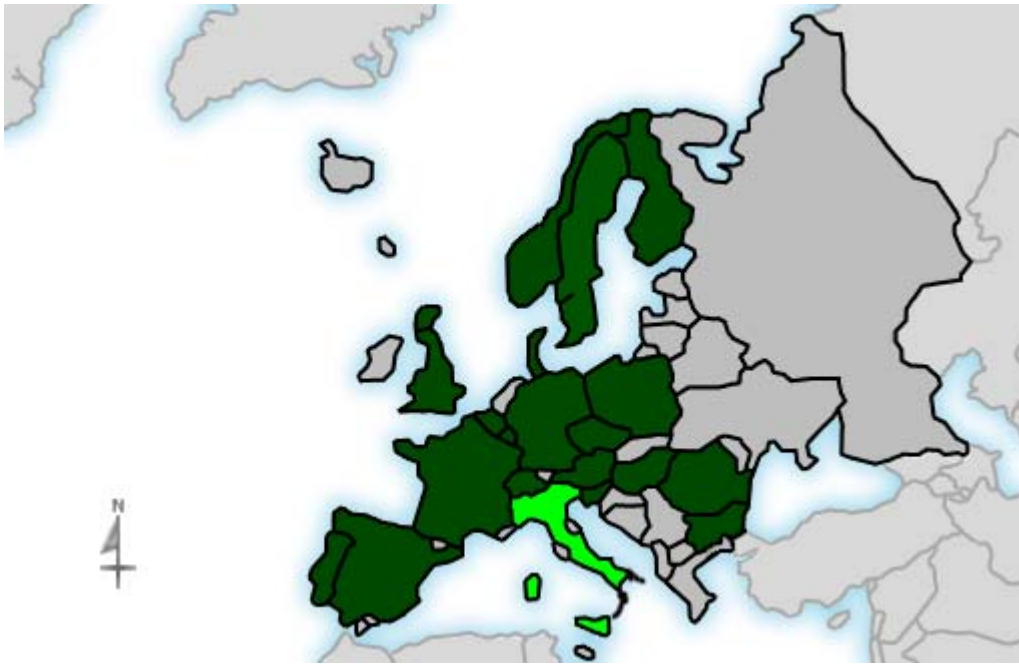
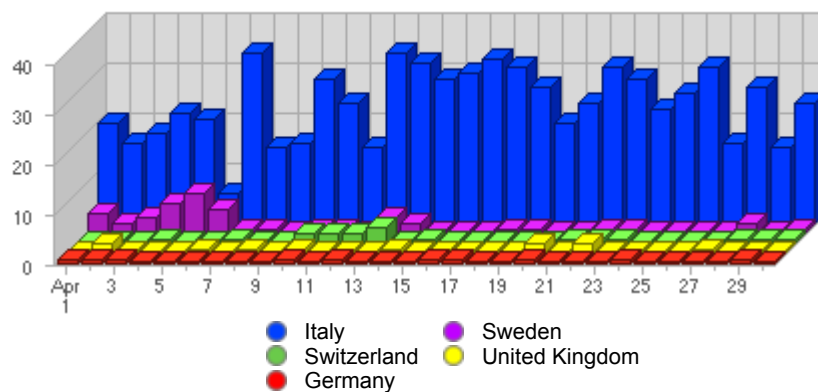











Geographic Info > **European Country****Report Description**

Report Description: European Countries that Visitors came from during the month of April 2008
Report Range: Month of April 2008
Report Scope: Historical Data
List Size: 20 of 20

Map**Activity Breakdown**



#	Flag	Country	Total Visits	Average Visits Historically	Change	Percent of Visits
1.		Italy	718	485,80	+267 ▲	87,03%
2.		Sweden	44	121,60	-43 ▼	5,33%
3.		Switzerland	18	14,60	+4 ▲	2,18%
4.		United Kingdom	11	10,80	+9 ▲	1,33%
5.		Germany	10	11,60	-2 ▼	1,21%
6.		Denmark	4	3,50	-3 ▼	0,49%
7.		Bulgaria	3	1,33	+3 ▲	0,36%
8.		Czech Republic	3	2,00	-1 ▼	0,36%
9.		Romania	2	1,00	+1 ▲	0,24%
10.		France	2	2,25	+2 ▲	0,24%
11.		Norway	1	1,00	+1 ▲	0,12%

12.		Portugal	1	3,00	+1 ▲	0,12%
13.		Hungary	1	0,67	+1 ▲	0,12%
14.		Slovenia	1	-	+1 ▲	0,12%
15.		Spain	1	2,20	0 ▬	0,12%
16.		Austria	1	1,75	-3 ▼	0,12%
17.		Luxembourg	1	0,50	+1 ▲	0,12%
18.		Belgium	1	1,50	-3 ▼	0,12%
19.		Poland	1	2,25	-5 ▼	0,12%
20.		Finland	1	0,50	+1 ▲	0,12%
			825	664	+229 ▲	

Content created Friday, June 6, 2008 11:49:57 GMT 1:00
 LiveStats® .XSP V8.03 Copyright ©1996-2005 DeepMetrix® Corporation. All rights reserved.
 Licensed to Aruba S.p.A..