






Geographic Info > Geographic Info Summary

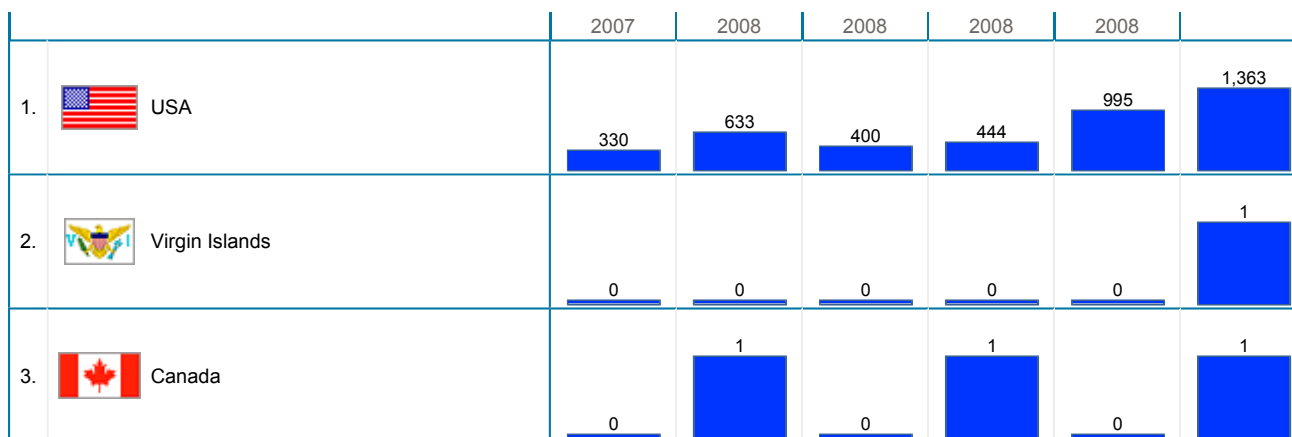
Geographic Info Summary	
During the Month of May, 2008 :	
<ul style="list-style-type: none"> A total of 6,531 distinct visits were made to the site. 35,72% of all visits were from a known geographic location. 20,90% were from North America, 14,61% from Europe, 0,12% from Asia, 0,08% from Oceania, 0,00% from South America and 0,02% from Africa. 	

Six Month Historical Comparison

Top Continents		Dec, 2007	Jan, 2008	Feb, 2008	Mar, 2008	Apr, 2008	May 2008
1.	 North America	330	634	400	445	995	1,365
2.	 Europe	561	995	934	596	825	954
3.	 Asia	22	31	28	16	12	8
4.	 Oceania	0	8	4	5	2	5
5.	 Africa	2	0	5	0	0	1

Six Month Historical Comparison

Top North American Countries	Dec,	Jan,	Feb,	Mar,	Apr,	May 2008

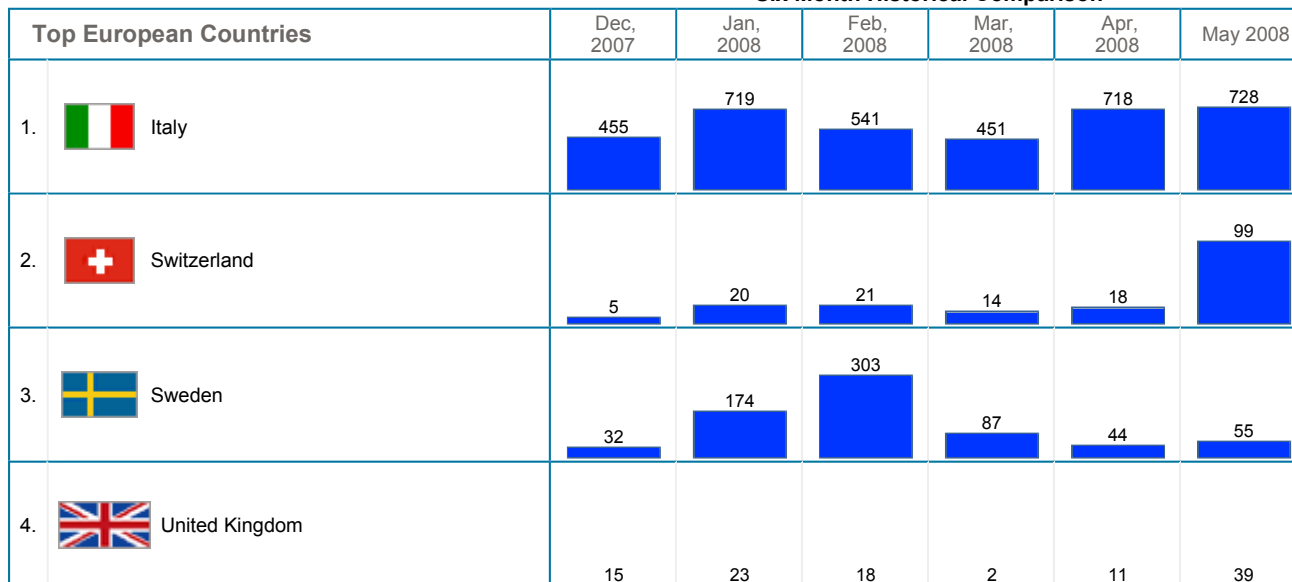


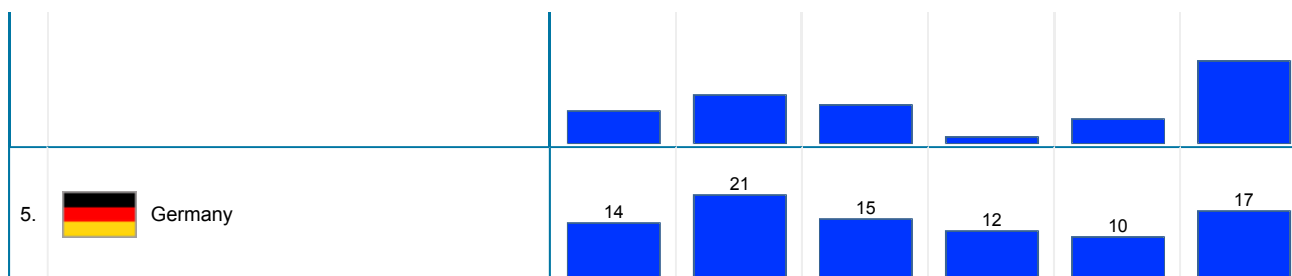
Six Month Historical Comparison

Top South American Countries	Dec, 2007	Jan, 2008	Feb, 2008	Mar, 2008	Apr, 2008	May 2008
------------------------------	-----------	-----------	-----------	-----------	-----------	----------

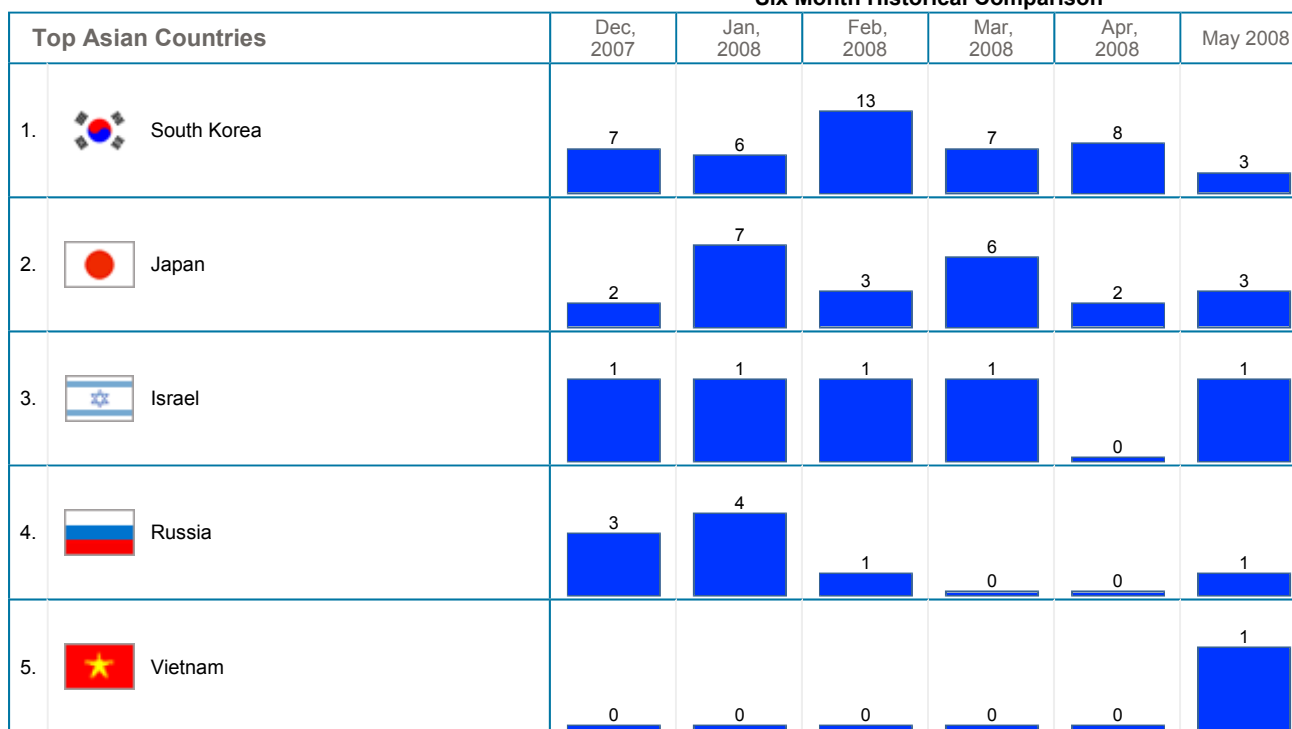
No South American Countries Data.

Six Month Historical Comparison



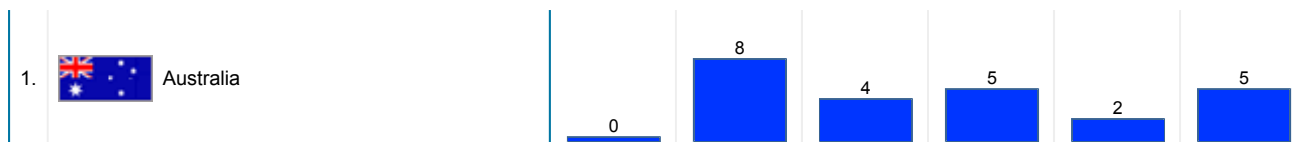


Six Month Historical Comparison




Six Month Historical Comparison

Top Oceanic Countries	Dec, 2007	Jan, 2008	Feb, 2008	Mar, 2008	Apr, 2008	May 2008



Six Month Historical Comparison

Top African Countries	Dec, 2007	Jan, 2008	Feb, 2008	Mar, 2008	Apr, 2008	May 2008
1.  South Africa	1	0	4	0	0	1

Content created Friday, June 6, 2008 11:55:47 GMT 1:00
 LiveStats® .XSP V8.03 Copyright ©1996-2005 DeepMetrix® Corporation. All rights reserved.
 Licensed to Aruba S.p.A..